

Index

• Symbols & Numerics •

α -helix, 72–73
 α -ketoglutarate, 204
 α -ketoglutaric acid, 229
 β -carotene, 165
 β -oxidation cycle (fatty acid spiral), 219–223
 β -pleated sheet, 73–74, 75
 β -turn (hairpin bend), 74
 γ -aminobutyric acid (GABA), 60
 ΔG (change in free energy content), 92–94, 186–187
 Ω -loop, 74
1,3-bisphosphoglycerate, 190, 191
2-phosphoglycerate, 197
3-phosphoglycerate, 197
5-carbon sugars in nucleic acids, 146, 147
5'-deoxyadenosylcobalamin, 164, 165
5-phospho- α -D-ribose 1-pyrophosphate (PRPP), 236–244
7-dehydrocholesterol, 166, 168
11-trans-retinol, 165

• A •

acatalasia, 269
acetal (ketal), 42
acetic acid, 25, 26–27, 28
acetoacetate, 223
acetone, 223
acetyl-CoA (acetyl-coenzyme A), 202, 205–206, 224
acetyl phosphate, 190, 191
acetylcholine receptor, 138
acetylipoamide, 206
acid group, 51, 250. *See also specific acids*
acid hydrolysis, 131
acidic amino acids, 57, 59
acidic polysaccharide, 124–125
acidity. *See* pH
acidosis, 29
activating enzymes, 306–308

active form of vitamin, 156
active membrane transport, 13, 137
active site, enzyme's, 85, 91
acyl phosphate bond in glycolysis, 198
acyl-CoA, 226, 227
adenine (A), 144, 145, 235–236, 268, 291
adenosine diphosphate (ADP). *See* ADP (adenosine diphosphate)
adenosine monophosphate (AMP). *See* AMP (adenosine monophosphate)
adenosine nucleoside, 148
adenosine triphosphate (ATP). *See* ATP (adenosine triphosphate)
ADP (adenosine diphosphate)
citric acid cycle, 206
glycolysis, 198, 199
hydrolysis of, 187
magnesium complexes with, 189
metabolic role, 192
structure, 188
adrenal cortical hormones, 175–176
adrenal glands
amine hormones, 173, 176
steroids, 139, 173, 174, 181, 226
adrenaline, 176, 177, 181
aerobic processes
carbohydrates, 195
energy production from, 219
in glycolysis, 199
oxidation, 41, 87–88
purine synthesis, 245
alanine (ala, A), 55, 56, 63, 229, 230
albinism, 255, 269
alcohol dehydrogenase reaction, 201
alcoholic fermentation, 195, 199, 201
alcohols and ethers
acid-base properties of, 44
glycolysis, 198
as lipid components, 133
pH neutrality of, 42
polyhydric alcohol, 118
reactivity of, 38, 39, 41, 42
thioether, 39, 44

- aldehydes, 42, 44, 221–223
- aldose, 117
- aldosterone, 175, 176, 178
- alkalinity, 22, 24, 25, 40, 52
- alkaloids, 40
- alkalosis, 29
- alkane, 38
- alkaptonuria, 256
- alkene, 38
- alkyne, 38
- allolactose, 296
- allosteric control, 97, 104, 106
- Ames test, 317
- amides, 40, 44
- amine salts, 44
- amines
 - acid-base properties of, 44
 - in amino acids, 51
 - as functional group, 40
 - hormonal, 173, 176
 - reactivity of, 43
- amino acid analyzer, 80
- amino acids. *See also specific amino acids*
 - activation of, 306–309
 - as amphoteric substance, 29
 - basic, 59, 60
 - bonding basics, 60–63
 - combining, 64–65
 - concentration in polypeptide chain, 80
 - as energy source, 199, 208–209
 - enzymes for catabolism of, 249–250, 251
 - essential, 228–229, 254
 - general properties, 52–54
 - in genetic code, 292
 - groups, 40, 55–59
 - introduction, 51
 - non-essential, 229, 254
 - as nonpolar molecules, 55–56, 61, 75, 76
 - pK_a values of, 63
 - as polar molecules, 57, 58, 61, 75
 - rarer combinations, 59–60
 - ribosomes' role in assembly of, 14
 - sequencing of proteins, 79–83
 - synthesis of, 69–71, 228–233
 - translation process, 301, 306–308
- amino end (N-terminal), 69, 80
- amino group, 69, 208
- amino sugar, 125
- aminoacyl adenylate, 306, 307, 308–309
- aminoacyl-tRNA synthetases, 306–307, 308
- ammonia, 27, 40
- ammonium group, 53
- AMP (adenosine monophosphate)
 - from ATP, 219
 - cAMP, 181, 182
 - formation of, 148–149, 188–189
 - glycolysis, 198
 - structure, 188
 - synthesis of, 242, 243, 245
- amphipathic molecules, 20–21
- amphiprotic substance, 28
- amphoteric substance, 28
- anabolic steroids, 139
- anabolism, 185, 195, 223. *See also*
 - biosynthesis
- anaerobic processes
 - alcoholic fermentation, 195, 199, 201
 - glycolysis, 195–201, 219
 - purine synthesis, 245
- analytical chemistry, 10
- androgen, 174, 176
- anencephaly, 162
- angiotensinogen, 178–179
- animal cells, workings of, 12–14
- anions (negatively charged ions), 20
- anomeric carbon, 116, 146
- anomers, 116, 146
- antibodies, 77, 82
- anticodon, 302, 304–305
- antigen, 77, 82
- antioxidant property, 165, 169, 171
- anti-parallel β -pleated sheet, 73, 75
- antiparallel characteristic of DNA strands, 152
- antiserum test, 78, 82
- AP (apurinic/aprimidinic), 267
- apoenzyme, 85
- arachidonic acid, 127, 140–141
- arginine (arg, R), 59, 60, 63, 229
- aromatic systems, reactivity of, 38
- ascorbic acid, 170–171
- asparagine, 63, 229
- aspartame, 124
- aspartate, 229
- aspartic acid (asp, D), 57, 59, 63
- assay, enzyme, 94

assemblage, enzyme, 101
ATP (adenosine triphosphate)
 citric acid cycle, 206
 energy production of, 138, 190, 221
 glycolysis, 198
 magnesium complexes with, 189
 metabolic role, 185–190, 192–194, 195
 mitochondria's use of, 13
 nucleoside triphosphates, relationship to,
 190–192
 oxidative phosphorylation, 218–219
 structure of, 282
autodigestion, 13
autoionization, 22

• B •

bacteria as prokaryotes, 11
base pairing of DNA strands, 152
base (pOH), 22, 24, 25, 40, 52
base sequence, DNA, 273–274
base-excision repair, DNA, 267
base-paired hairpin, DNA, 284, 287
Bendict's test, 42
bent molecule, water as, 18
beriberi, 157
beta carotene, 165
bicarbonate buffer system, 30
bicarbonate ion, 28–29
bile salts, 131, 139
biochemical development engineer, 323
biochemistry
 careers in, 321–324
 field of, 9–10
 introduction, 1–5
 for medical diagnosis and treatment,
 317–319, 320
bioenergetics, 185
bioengineering, ethics of, 279
biology and biochemistry, 10
biostatistician, 323
biosynthesis
 acetyl-CoA, 205
 amino acid, 69–71, 228–233
 fatty acid, 224–226
 gluconeogenesis, 199–201
 inosine, 236–242
 introduction, 223
 membrane lipid, 226–228

 organic compounds, 33–34
 protein, 281–284, 308–312
 purine, 235–244, 245
 pyrimidine, 245–248
 RNA, 262
biotin, 162
blood
 antibodies and antigens, 77
 blood sugar level regulation, 178
 components of, 13, 17, 78
 forensic application of protein
 separation, 78–79
 heme catabolism, 250
 hereditary diseases of, 277, 278
 pH buffers in, 29–30
 pH range for healthy, 22
 type analysis, 82
boiling point, 37
bond angle, water molecule, 18
breast cancer testing, 318
bromine (Br), 35
bromodomain, 300
Brønsted-Lowry theory, 25–29
buffer solution, pH, 29–31

• C •

CA (conjugate acid), 25
CAAT box, 283
calorie, 186
cAMP (cyclic AMP), 181, 182
carbamoyl phosphate, 245–246, 252
carbohydrase, 107
carbohydrates. *See also glucose; specific carbohydrates*
 alcohol oxidation, 41
 definition, 111
 disaccharides, 111, 121–122, 125
 functional groups, 38
 glycolysis, 195
 monosaccharides, 114–121, 226
 naming conventions, 112
 oligosaccharides, 111, 121–125
 overview, 111
 polysaccharides, 111, 121, 124–125
 properties of, 112–114
 in sphingolipids, 135
 vitamin B₁'s role in metabolism, 157
carbon. *See organic chemistry*

- carbon (C) bonds, 34–37
- carbon-carbon double bonds, 45
- carbonic acid, 28
- carbonyl group, 39, 70
- carboxylate end (C-terminal), 69, 81
- carboxylate group, 53, 69
- carboxylate ion, 44
- carboxylic acid, 39, 42–43, 44
- carboxylic ester, 44
- careers in biochemistry, 321–324
- catabolism. *See also* ATP (adenosine triphosphate)
 - amino acid, 249–250, 251
 - anabolism, relationship to, 223
 - definition, 185, 195
 - glycerol, 222
 - heme, 250
 - nitrogen in, 248–250
 - nucleotide, 249
 - purine, 255
- catalase, industrial uses, 107
- catalysis, protein's role in, 67
- catalyst role of enzymes, 85, 91–92
- catenation, 34
- cations (positively charged ions), 20
- CB (conjugate base), 25
- cells, overview, 10–15. *See also* membrane, cell; nucleic acids
- cellulose, 15, 124–125
- centrioles, 12, 13
- cephalins, 133
- ceramides, 134, 226
- cerebrosides, 134
- channel transport through cell membrane, 13, 137, 138
- charge, electric. *See* electrical charge
- chemiosmotic hypothesis, 218
- chemistry and biochemistry, 10
- chiral carbons, 45–47, 52, 54, 112–114
- chlorine (Cl), 35
- chlorophyll, 15
- chloroplast, 14, 15
- cholecalciferol (vitamin D₃), 166, 167
- cholesterol, 139, 226
- chromatin, 14, 297–298
- chromatin-remodeling engines, 300
- chromosomes, 14, 143
- cilia in animal cell, 12
- citrate in citric acid cycle, 204
- citric acid, 28
- citric acid cycle, 202–209
- citrulline, 60
- classes, enzyme, 86–87
- cleavage of polypeptide chains, 80, 81
- clinical research associate, 322
- cloning, 319
- coactivators, 299
- CODIS (Combined DNA Index System) program, 276
- codons, 291, 294, 311–312
- coenzyme Q (CoQ), 213, 215
- coenzymes
 - A, 164, 202, 205–206, 224
 - biotin, 162
 - definition, 85
 - FMN and FAD as, 158
 - folic acid, 162
 - NAD and NADP as, 159
 - pyridoxal phosphate, 159
 - TPP, 157, 201, 205, 206
 - ubiquinone, 213, 214
 - vitamins' role in, 156, 164–165
- cofactors, enzyme, 85. *See also* coenzymes
- combinatorial control, 298
- competitive enzyme inhibitor, 83, 103–104, 105
- complementary nature of DNA, 152
- condensation reaction, nucleoside as, 147
- conjugate acid (CA), 25
- conjugate acid-base pair, 25, 26–27, 30
- conjugate base (CB), 25
- control loop, hormonal, 179–180
- cooling of body through sweat, 19
- corepressor, 297
- cortisol, 175, 176
- cortisone, 140
- cotransporters, cell membrane, 138
- covalent modification, 104, 106
- covalently bonded polar substances, 20
- creatine kinase (CK), 95
- Crick, Francis (scientist), 51, 259
- crystalization of blood, 78
- C-terminal (carboxylate end), 69, 81
- CTP (cytidine triphosphate), 248
- cyanide and vitamin B₁₂, 164
- cyanocobalamine (vitamin B₁₂), 164

- cyclic AMP (cAMP), 181, 182
cysteine (cys, C)
 cystine formation reaction, 61
 as non-essential amino acid, 229
 pK_a value, 63
 polar property of, 57, 58
 synthesis of, 231
cystic fibrosis, 269, 278
cystine formation reaction, 61
cytidine triphosphate (CTP), 248
cytochrome (cyt c), 213, 215
cytochrome oxidase, 215
cytoplasm, 11, 12, 13
cytosine (C), 144, 145, 268, 291
- **D** •
- D and L forms
 chiral amino acids, 54
 isomers, 47
 monosaccharides, 113–114
D-aldohexose, 115
deaminase, 89
decarboxylase, 89
decarboxylation, 205
deficiency, vitamin
 A, 166
 B complex, 156, 157, 159, 162, 165
 C, 171
 D, 166–167
 E, 169
 K, 170
dehydroascorbic acid, 170
dehydrogenase, 201, 212
denaturing, DNA, 273
deoxyribose, 120, 121, 146, 148, 274
D-fructose, 117
D-glyceraldehyde, 120
DHU (dihydrouracil) loop, 304
diabetes, 120, 223
diastereomer, 113
dideoxyribose, 274
dietary sources of vitamins
 A, 165
 B complex, 158, 159, 165
 D, 166
 E, 169
 K, 170
diffusion as passive cell transport form, 13
digestion, 13, 18, 155, 224
dihydroxyacetone, 120
dipeptide bond, 64
diphosphate ester, 44
dipole-dipole force, 18, 36, 37. *See also*
 hydrogen (H)
direct repair, DNA, 267
direct typing of human blood, 78
disaccharides, 111, 121–123, 125
diseases, genetic, 255, 269, 276–278
disulfide linkages
 breaking of, 80
 function in amino acid reactions, 61, 62
 reducing agent effects, 68
 sequencing of protein structures, 83
 in tertiary protein structure, 76
disulfides
 acetyl-CoA synthesis, 205
 acid-base properties of, 44
 functional groups, 39
 thiols, relationship to, 43
division, cell, 13, 14
D-ketohexose, 115
DNA (deoxyribonucleic acid). *See also*
 replication, DNA
 Ames test, 317
 base-paired hairpin, 284, 287
 definition, 143
 double-helix form of, 152
 editing of, 289
 hydrogen bonding, 152–153
 nitrogen bases in, 144
 primary structure of, 259–260
 promoter site, 283
 protein assembly role, 69
 recombinant, 270–271
 RNA, relationship to, 143, 151, 282
 sequencing of, 271–276
 testing applications, 276–278
DNA polymerase, 260, 263, 265
double bonds, 45, 87, 130
double displacement, 101
double-helix form of DNA, 152
double-reciprocal plot, 101–102, 104, 105
D-ribonic acid, 118, 119
D-ribouronic acid, 118, 119

• E •

- Eadie-Hofstee plot, 103
- edema, 18
- editing of DNA, 289
- Edman degradation, 80, 81
- eicosanoids, 140
- electrical charge, 18, 79. *See also* ionic substances
- electron transport system, 210–217
- electronegativity, oxygen and hydrogen, 18
- electrophoresis, 79
- elimination processes, 18, 250–254
- elongation phase of protein synthesis, 284, 286, 309–310, 314
- elongator factor Ts, 309
- Embden-Meyerhof pathway. *See* glycolysis
- enantiomers, 46, 112
- endergonic processes, 92, 185, 186, 187
- endocrine glands and hormones, 173, 179
- endoplasmic reticulum, 12, 13
- energy. *See also* ATP (adenosine triphosphate); metabolism
 - from aerobic processes, 219
 - amino acids as source of, 199, 208–209
 - ΔG (change in free energy content), 92–94, 186–187
 - digestion's role in producing, 155
 - glycogenolysis, 181
 - kinetics of enzymes, 92–96
 - oxidative phosphorylation's production of, 218
 - purines' cost in, 245
 - units of measurement, 186
- enzyme assay, 94
- Enzyme Commission, 86
- enzymes
 - acetyl-CoA synthesis, 205
 - adrenaline release process, 181–182
 - alcoholic fermentation, 201
 - amino acid activation, 306–307, 308
 - β -oxidation cycle, 219
 - as catalysts, 91–92
 - citric acid cycle, 206, 207
 - classification, 86–91
 - definition, 85
 - electron transport system, 212, 215
 - fat decomposition, 131
 - fatty acid production, 224
 - genetic relationship to, 143
 - glycolysis, 198–199
 - industrial uses, 106–107
 - inhibition, 103–104
 - inosine synthesis, 242
 - introduction, 85–86
 - kinetics of, 92–96
 - mediating transcription, 300
 - Michaelis-Menten equation, 96–103
 - naming conventions, 86–87
 - nucleoside triphosphates, 192
 - PKU screening, 318–319
 - regulation of, 104, 106–108
 - replication of DNA, 260, 263–266
 - restriction, 270–271
 - sequencing of DNA, 274, 275
 - transamination, 208, 249
 - transcription of RNA, 282–283, 284–287, 288
- enzyme-substrate complex, 96
- epicosanoids, 140
- epimerase, 90
- epinephrine, 176, 177, 181
- equilibrium, chemical, 22, 25
- equilibrium constant (K), 22, 26, 28, 186–187
- ergocaliferol (vitamin D₂), 166, 167
- ergosterol, 166, 167
- Escherichia coli (enzyme), 260
- essential amino acids, 228–229, 254
- esters, 44, 129, 130, 132
- estradiol, 182
- estrogens, 174, 176, 182
- ethanol in alcoholic fermentation, 201
- ethers. *See* alcohols and ethers
- ethics of genetic modification, 279
- eukaryotic cell
 - definition, 10–11
 - gene regulation, 297–300
 - genetic code, 294
 - RNA transcription, 283, 284, 287–290
 - translation of proteins, 312–314
- excretory systems, 18, 250–254
- exergonic processes, 92, 185, 187
- exon, 260
- exonuclease, 263

● **F** ●

Fabray's disease, 269
FAD (flavin adenine dinucleotide), 158, 213
fats and oils
 comparison of, 130, 131
 fat-soluble vitamins, 156
 functional groups, 38
 properties and structure of, 130–131
fatty acid spiral, 219–223
fatty acid synthase, 224
fatty acids
 arachidonic acid, 127
 β -oxidation cycle, 219–223
 common, 129
 esters, 44, 129, 130, 132
 fats compared to oils, 130, 131
 key features of, 129
 synthesis of, 224–226
 waxes, 130
Fehling's test, 42
fibrous proteins, 67
filtration as passive cell transport form, 13
Fischer, Emil (scientist), 46
Fischer projection formulas, 46–47, 112–113
fixed time assay, 94
flat (planar) structure, peptide bond, 65
flavin adenine dinucleotide (FAD), 158, 213
flavin mononucleotide (FMN), 158, 213
fluid mosaic model, 137
fluorescence tagging, DNA, 273
fluorine (F), carbon bonding with, 35
FMN (flavin mononucleotide), 158, 213
folic acid, 162, 163
forensics, 78–79, 274–276
formylmethionine, 293, 303, 304
free energy content (G), 92–94, 186–187
fumarate, 204
functional groups, 34, 38–44
fungi as eukaryotes, 11
furanose monosaccharide, 114, 116–117
furanose ring, 116

● **G** ●

G (free energy content), 92–94, 186–187
GABA (γ -aminobutyric acid), 60
gangliosides, 135, 278

Gaucher's disease, 269
GDFs (growth and differentiation factors), 173
GDP (guanosine diphosphate), 207
gel electrophoresis, 271–272
gel filtration chromatography, 77
gene-replacement therapy, 320
genes. *See also* nucleic acids
 definition, 143, 260
 one-gene one-protein hypothesis, 259
 regulation of, 294–300
 structural, 283
genetic code
 breast cancer testing, 318
 elements of, 152–153, 290–294
 prenatal genetic testing, 318
genetic diseases, 255, 269, 276–278
genetic engineering, 319
genetic modification and testing,
 ethics of, 279
genetically modified foods, 319
globular proteins, 67
glucogenic amino acids, 250
gluconeogenesis, 199–201
glucopyranose, 120
glucose
 ATP yield for metabolism of, 193
 cellulose, 15, 124–125
 D-glucose forms, 113–115
 glycolysis, 197, 198–199
 mitochondria's use of, 13
glutamate, 208, 229
glutamic acid (glu, E), 57, 59, 63
glutamine (gln, Q), 57, 58, 63, 229
glycerol
 catabolism of, 222
 complex lipids, 132
 definition, 130
 membrane lipid synthesis, 226, 227
 as noncarbohydrate source of energy, 199
 triacylglycerol, 130–131
glycerophospholipids, 132
glycine (gly, G), 57, 58, 63, 229
glycogenolysis, 181–182
glycolipids, 134
glycolysis, 195–201
glycoproteins, 126
glycoside linkages, 38, 121

glycosidic bond, 117
 glycosphingolipids, 134
 GMP (guanosine monophosphate), 242, 244, 245
 goiter, 269
 Golgi apparatus, 12, 13, 14
 gout, 255
 growth and differentiation factors (GDFs), 173
 growth-hormone-release-inhibitory factor, 174, 175
 GTP (guanosine triphosphate), 207
 guanine (G), 144, 145, 236, 268, 291
 guanosine diphosphate (GDP), 207
 guanosine monophosphate (GMP), 242, 244, 245
 guanosine triphosphate (GTP), 207

• H •

hairpin bend (β -turn), 74
 half-reaction (oxidation-reduction), 210–217
 haloenzymes, 85
 handedness of molecules, 45–47, 54, 72
 hard water, 131
 HAT (histone acetyltransferase), 300
 Haworth projection formula, 114, 116
 hCG (human chorionic gonadotropin), 317–318
 heat of vaporization, water, 19–20
 heating (cooking), breaking of hydrogen bonds, 68
 helicases, 263
 heme group, 213, 215, 250
 hemiacetals (hemiketal), 42
 hemochromatosis, 269, 277
 hemoglobin, 250, 277
 hemophilia, 269, 278
 Henderson-Hasselbalch equation, 30–31
 heparin, 125
 hexose, 112
 histidine (his, H), 59, 60, 63, 229
 histone, 259
 histone acetyltransferase (HAT), 300
 histones, 297–298
 HIV testing, 317
 Hogness box, 283
 holoenzyme, 85, 284–285
 homocysteine, 60
 homoserine, 60
 hormone-releasing factor, 180
 hormones
 arachidonic acid-based, 140–141
 definition, 173
 functions of, 179–182
 introduction, 173
 nuclear hormone receptors, 299
 prohormones, 178–179
 protein's role in, 68
 steroids, 139, 173, 174, 181, 182, 226
 structure, 173–177
 human body. *See also* blood; medical diagnosis and treatment
 digestion, 13, 18, 155
 elimination processes, 18, 250–254
 pH buffering in, 29–30
 thiamine's importance to nervous system, 157
 water content of, 17
 human chorionic gonadotropin (hCG), 317–318
 human genome, 151
 Human Genome Project, 313
 hyaluronate, 125
 hybridization, 34
 hydrocarbons, reactivity of, 38
 hydrogen (H)
 β -pleated sheets, 73
 bonds with carbon, 34, 35
 in DNA structure, 152–153
 function of, 36
 heating's effect on bonds, 68
 in nucleic acids, 144
 in protein structure, 70, 71, 73
 strength of, 37
 in water, 18–19
 hydrogen ion concentration (H^+). *See* pH
 hydrogenated oil, 130–131
 hydrolases, 87, 88–89
 hydrolysis, 87, 131
 hydrophilic molecules. *See* polar molecules
 hydrophobic molecules. *See* nonpolar molecules
 hydroxide ion (OH^-) concentration, 22, 24, 25, 40, 52
 hydroxylysine, 59, 60
 hydroxyproline, 59

hyperammonemia, 269
hyperglycemia, 178
hypoglycemia, 178
hypothalamus gland, 174
hypothalamus-pituitary control loop,
179–180

• I •

immobilized enzymes, 106–107
IMP (inosine 5'-phosphate), 238–244
indirect typing of human blood, 78
Induced-Fit Model, 91–92
industrial applications for enzymes, 106–107
inhibition, enzyme, 86, 103–104, 105
initiation phase of protein synthesis,
284, 309, 312, 314
inorganic chemistry and biochemistry, 10
inosine, 236–242, 304, 305, 311
inosine 5'-phosphate (IMP), 238–244
insulin, 70–71, 120, 224
integral protein, 136–137
intermolecular forces
 amino acid bonding, 61–62, 64–65
 importance of, 35
 physical properties of substances, 37
 types of, 36
 water, 19, 35
International Union of Biochemistry, 86
intramolecular forces, 19, 36
intron, 260, 294
iodine (I), carbon bonding with, 35
ion exchange chromatography, 79
ionic substances. *See also* pH
 amino acids, 53, 61
 bicarbonate ion, 28–29
 carboxylate ion, 44
 cations compared to anions, 20
 function of, 36
 hydroxide ion concentration, 22, 24, 25,
 40, 52
 ion exchange chromatography, 79
 strength of bonds, 37
 water as solvent for, 20
iron, excess of (hemochromatosis), 277
iron-sulfur proteins, 213
isalloazine, 158
isocitrate, 204
isoelectric point (pI), 53, 79

isoleucine (ile, I), 55, 56, 63, 229
isomerase, 87, 90
isomerization, 87, 198
isomers, 44–47, 45, 54
isozymes (isoenzymes), 106

• J •

Jacob, Francois (scientist), 295
Jacob-Monod (operon) model, 295–297
joule (J), 186

• K •

K (equilibrium constant), 22, 26, 28, 186–187
Kastel-Meyer test, 78
ketogenic amino acids, 55, 56, 63, 229, 250
ketonemia, 223
ketones, 42, 44, 111, 221–223
kinase, 192
kinetic assay, 94
kinetics of enzymes, 92–96
Krebs cycle, 202–209

• L •

L and D forms
 chiral amino acids, 54
 isomers, 47
 monosaccharides, 113–114
lac operator, 296
lac operon, 295–296
lac repressor, 296
lactate, 199
lactic acid, 28
lactose, 122, 296
lagging strand, 265, 266
lateral diffusion, 137
Le Châtelier Principle, 223
leading strand, 265
Lesch-Nyhan syndrome, 255
leucine (leu, L), 55, 56, 63, 229, 250
leukotriene, 140–141
ligand, 298–299
ligand-binding site, 299
ligase, 87, 90–91
light, chiral carbon response to, 46
linear molecule, 18

- Lineweaver-Burk plot, 101–102, 104, 105
- linoleic acid, 224
- linolenic acid, 224
- lipase, 131
- lipid bilayer, 135–137
- lipids
- complex, 132–135
 - leukotrienes, 140–141
 - membranes, 135–139, 224, 226–228
 - as nonpolar/polar molecules, 127, 128–129
 - overview, 127–130
 - prostaglandins, 140–141
 - sphingolipids, 129, 132, 134–135, 226
 - steroids, 139
 - thromboxanes, 140–141
 - triglycerides, 130–131
- lipoamide, 206
- Lock and Key Model, 91–92
- London dispersion forces, 36, 37, 61
- luminol test for blood proteins, 78
- lyase, 87, 89
- lysine (lys, K), 59, 60, 63, 229
- lysosome, 12, 13
- **M** •
- magic 20 amino acids, 51, 55–59
- malate, 204
- malonyl-CoA, 224
- maltose, 121, 122
- market research analyst, 323
- mass-action expression, 26
- McArdle's syndrome, 269
- medical diagnosis and treatment
- arachidonic acid-based hormones, 140
 - biochemistry applications for, 317–319, 320
 - diabetes, 120, 223
 - enzymes in, 95
 - genetic diseases, 269, 276–278
 - heparin, 125
 - metabolic disorders, 29, 255–256
- melting point, 37, 137
- membrane, cell
- in animal cell, 12
 - bilayer, 135–139
 - bipolar, 135–139
 - channels, 13, 137–139
 - cotransporters, 138
 - definition, 10
 - integral protein, 136–137
 - lipid synthesis, 224, 226–228
 - as nonpolar/polar molecule, 135–136
 - outer prokaryote, 11
 - permeation, 137–139
 - pumps, 137–138
 - transport types, 13
- membrane, nuclear, function of, 14
- Menten, Maud, 97
- mercaptan, 39, 43, 44
- metabolic disorders, 29, 255–256
- metabolism. *See also* biosynthesis
- ATP's role, 185–190, 192–194, 195
 - carbohydrates' importance to, 111
 - citric acid cycle, 102, 202–209
 - definition, 195
 - electron transport system, 210–217
 - energy release levels by molecule type, 190
 - glycolysis, 195–201
 - introduction, 185
 - nucleoside triphosphate family, 190–192
 - oxidative phosphorylation, 218–223
 - thyroxine's role in, 176
 - vitamin B₁'s role in carbohydrate, 157
- metallic compared to organic cofactors, 85
- methionine (met, M)
- cysteine synthesis role, 231
 - as essential amino acid, 229
 - nonpolar property of, 55, 56
 - nucleic acid translation, 303, 304
 - pK_a value, 63
 - structure of, 293
- methylcobalamin, 164, 165
- micelle, 20, 128
- Michaelis, Leonor, 97
- Michaelis constant (K_m), 95, 98–100
- Michaelis-Menten equation, 96–101, 96–103
- microtubule, 13
- minerals, nutritional, definition, 155
- mitochondria, 12, 13, 14, 202
- molarity (M), 22
- molecular biology and biochemistry, 10
- molecular sieve chromatography, 77
- Monad, Jacques (scientist), 295
- monophosphate esters, 44

- monosaccharides. *See also* glucose
chemical properties of, 117
common, 120
D-glucose example, 113–115
definition, 111
derivatives of, 118–119
furanose form, 114, 116–117
in membrane lipid synthesis, 226
nucleic acids, relationship to, 120–121
pyranose form, 114–117
- mRNA (messenger ribonucleic acid)
definition, 14
function and numbers of, 151
introns, relationship to, 294
polygenic (polycistronic), 295
protein synthesis role, 69, 309–312
transcription role, 287–288, 289, 290
translation role, 301–302, 303
- multicellular compared to unicellular
organisms, 11. *See also* eukaryotic cell;
prokaryotic cell
- multiple enzyme forms, 104, 106
- mutarotation, 116
- mutation, DNA, 268–269, 317
- *N* •
- N-acyl-sphingosine, 226
- NAD⁺ (nicotinamide adenine dinucleotide),
206, 212
- NADP⁺ (nicotinamide adenine dinucleotide
phosphate), 212
- NAT (nucleic acid test) for HIV, 317
- NDP (nucleoside diphosphate), 192
- negatively charged ions (anions), 20
- neutrality, pH, 22
- niacin (vitamin B₃), 159, 160
- nicotinamide adenine dinucleotide (NAD⁺),
159, 160, 206, 212
- nicotinamide adenine dinucleotide
phosphate (NADP⁺), 159, 212
- nicotinamide (niacin), 159, 160
- nicotinic acid (niacin), 159, 160
- Niemann-Pick disease, 269
- nitrogen (N). *See also* purines
amino acids, relationship to, 254
bonding with carbon, 34, 35
carbamoyl phosphate, 245–246
catabolism, 248–250
in functional groups, 40
inosine synthesis, 236–242
metabolic disorders, 255–256
as nucleotide base, 143–144, 147
polar/nonpolar molecule role, 36
PRPP, 237–238
pyrimidine synthesis, 245–248
urea cycle, 250–254
- NMP (nucleoside monophosphate), 192
- noncompetitive enzyme inhibitors,
86, 103–104, 105
- non-essential amino acids, 228–229, 254
- nonpolar molecules
amino acids as, 55–56, 61, 75, 76
introduction, 20, 21
lipids as, 127, 128–129
membranes as, 135–136
nitrogen's role in, 36
sulfur's role in, 36
water solubility, 37
- nonspontaneous processes, 92, 185, 186, 187
- norepinephrine, 176, 177
- Northern blotting, 273
- N-terminal (amino end), 69, 80
- NTP (ribonucleoside triphosphate), 192
- nuclear hormone receptors, 299
- nuclear membrane, 14
- nucleic acid test (NAT) for HIV, 317
- nucleic acids. *See also* DNA
(deoxyribonucleic acid); RNA
(ribonucleic acid); translation, protein
carbohydrates' importance to, 111
construction process, 147–149
formation of, 149
functions in cell, 149–153
introduction, 143
monosaccharides, relationship to, 120–121
nucleotide components, 143–146
- nucleolus, 14
- nucleolus in animal cell, 12
- nucleophiles, 57
- nucleophilic attack, 282
- nucleoside, 147–148
- nucleoside diphosphate (NDP), 192
- nucleoside monophosphate (NMP), 192
- nucleoside triphosphate family, 190–192
- nucleosome, 259
- nucleotide-excision repair, DNA, 267

nucleotides
 catabolism of, 249
 components of, 143–146
 cytidine, 248
 definition, 143, 147
 FAD, 158, 213
 FMN, 158, 213
 formation of, 148
 in human genome, 151
 importance of sequence, 152
 methods for finding sequences, 273
 NAD⁺, 206, 212
 NADP⁺, 159, 212
 nitrogen as base for, 143–144, 147
 nucleus, cell, 11, 12, 14. *See also* nucleic acids
 nutrients, definition, 155. *See also* carbohydrates; lipids; proteins; vitamins; water

• O •

odors, functional groups, 37
 oils and fats. *See* fats and oils
 Okazaki fragments, 261
 oligosaccharides, 111, 121–125
 one-gene one-protein hypothesis, 259
 operon, 295
 optically active carbohydrates, 112
 organelles, in eukaryotes, 11, 12
 organic chemistry
 carbon bonds, 34–37
 carbon's role in biological systems, 33–34
 functional groups and molecular reactivity, 38–44
 isomers, 44–47
 role in biochemistry, 10
 organic compared to metallic cofactors, 85
 organometallic compound, B₁₂ as, 164
 ornithine, 60, 61
 orotate, 245, 246, 247
 orotidylate, 247
 osmosis as passive transport form, 13
 osteomalacia, 166
 outer membrane in prokaryotes, 11
 ovaries, steroid hormones, 174
 oxidation, 41, 87–88
 oxidation-reduction reactions, 210–217
 oxidative deamination, 208, 250–251

oxidative decarboxylation, 206
 oxidative phosphorylation
 β-oxidation cycle, 219–223
 chemiosmotic hypothesis, 218
 electron transport chain, relationship to, 218
 energy production of, 218
 introduction, 210
 substrate-level phosphorylation, compared to, 198
 oxidized ubiquinone, 214
 oxidoreductase, 87–88
 oxygen (O)
 bonds with carbon, 34, 35
 electronegativity difference with hydrogen, 18
 in functional groups, 38
 polar/nonpolar molecule role, 36
 ozltoacetate, 204

• P •

paired nature of DNA, 152
 palmitic acid, 224, 226
 pantothenic acid, 163–164
 paracrine factor, 173
 parallel β-pleated sheet, 73, 74
 passive membrane transport, 13, 137
 patent attorney, 323
 paternity testing, 276
 (PCR) polymerase chain reaction, 274, 275
 pellagra, 159
 pentose, 112
 peptidase, 88–89
 peptide bonds, 40, 64–65, 69
 peripheral protein, 136–137
 permeability, cell membrane, 136–137
 pH
 amino acid formation, relationship to, 53, 62–63
 changes and protonation/deprotonation, 68
 definition, 21
 equilibrium in, 22
 functional groups, relationship to, 43–44
 phosphoric acid in nucleic acids, 146
 scale of, 23–24
 of water, 21–29
 pharmaceutical sales, 323

- phenolphthalein for blood identification, 78
phenols, 39, 42, 44
phenylalanine hydroxylase, 318–319
phenylalanine (phe, F)
 as essential amino acid, 229
 nonpolar property of, 55, 56
 phenylketonuria, 256
 pK_a value, 63
 in tyrosine synthesis, 231
phenylketonuria (PKU), 256, 269, 318–319
phosphatase, 88–89
phosphate groups, 40–41
phosphatidate, 132–133, 226, 227
phosphatidylcholine, 134
phosphatidylethanolamine, 133
phosphoarginine, 190, 191
phosphocreatine, 190, 191
phosphoenolpyruvate, 190, 191, 197
phosphoglandins, 129. *See also* lipids
phosphoglyceride, 132–134
phospholipids, 134
phosphoric acid, 28, 43, 146
phosphorus (P) in functional groups, 40–41
phosphorylation in glycolysis, 198. *See also* oxidative phosphorylation
photosynthesis, 111
physical chemistry and biochemistry, 10
pituitary gland, 173, 174
PKU (phenylketonuria), 256, 269, 318–319
planar (flat) structure, peptide bond, 65
plane polarized light, 46
plant breeder, 322
plant cells, workings of, 14–15
plants as eukaryotes, 11
plasma, blood, 13, 17, 78
plasma membrane, 11, 13
plasmalogen, 132
plasmids, 270–271
platelets (red cells), blood, 78
pOH, 22, 24, 25, 40, 52
polar molecules
 amino acids as, 57, 58, 61, 75
 dipole-dipole bonds, 37
 intermolecular forces, 35, 36
 introduction, 20, 21
 lipids as, 128–129
 membranes as, 135–136
 oxygen and nitrogen's roles in, 36
 water's role in, 18, 20
polygenic (polycistronic) mRNA, 295
polyhydric alcohol, 118
polyhydroxyaldehydes, 111
polyhydroxyketone, 111
polymerase chain reaction (PCR), 274, 275
polymorphism of blood proteins, 82
polypeptide. *See* proteins
polypeptide chains, separation and purification of, 80
polysaccharides, 111, 121, 125–126
polyunsaturated fat, 130–131
positively charged ions (cations), 20
pregnancy testing, 317–318
prenatal genetic testing, 318
prepriming complex, DNA replication, 264
presumptive test for blood proteins, 78
Pribnow box, 283
primary amine, definition, 40
primary structure of proteins, 68–71
primase, 264
primer, RNA, 260
primosome, 264
proenzyme (zymogen), 86
progesterone, 176
prohormone, 178–179
proinsulin, 178
prokaryotic cell
 definition, 10–11
 gene regulation, 294–297
 genetic code, 294
 RNA transcription, 283, 284–287
 translation role, 302–312
proline (pro, P)
 formation of, 231, 233
 as non-essential amino acid, 229
 nonpolar property of, 55, 56
 pK_a value, 63
promoter site, DNA, 283
prostaglandin, 140–141
prosthetic group, coenzymes, 85
proteases, industrial uses, 107
proteins. *See also* amino acids;
 translation, protein
 complete, 254
 cytochromes, 213, 215
 definition of, 64
 determining structure, 76–83
 DNA, 259
 functional groups, 40

- proteins (*continued*)
- genes as synthesizers of, 143
 - hormonal, 173, 174
 - identification method, 273
 - incomplete, 254
 - integral, 136–137
 - introduction, 67–68
 - in membranes, 136
 - peripheral, 136–137
 - primary structure, 68–71
 - quarternary structure, 76
 - repressor protein, 295
 - ribosomes' role in assembly of, 14
 - secondary structure, 71–75
 - separating for analysis, 77–79
 - synthesis process, 281–284, 308–312
 - tertiary structure, 75–76
- proteolytic activation, 104, 106
- prothrombin, 170
- protists as eukaryotes, 11
- protonation, 53, 62–63, 68
- provitamin, 165, 166
- PRPP (5-phospho- α -D-ribose 1-pyrophosphate), 236–244, 247
- pulmonary emphysema, 269
- pump transport through membrane, 137–138
- pur repressor, 297
- purines
- adenine, 144, 145, 235–236, 268, 291
 - AMP synthesis, 242, 243, 245
 - diseases from defective catabolism of, 255
 - energy cost, 245
 - GMP synthesis, 242, 244, 245
 - guanine, 144, 145, 236, 268, 291
 - inosine synthesis, 236–242
 - introduction, 235–236
 - nitrogen base of nucleotide, 144
 - structure of, 268
 - uric acid, relationship to, 255
- pyranose monosaccharide, 114–117
- pyridine-linked dehydrogenase, 212
- pyridoxal, 159, 161
- pyridoxal phosphate, 159, 161, 208
- pyridoxamine, 159, 161
- pyrimidines
- cytosine, 144, 145, 268, 291
 - nitrogen base of nucleotide, 144
 - orotate, 245–247
 - structure of, 268
 - synthesis of, 245–248
 - thymine, 144, 145, 268
 - uracil, 144, 145, 291
- pyroxidine (vitamin B₆), 156, 159, 161
- pyruvate
- as energy source, 199
 - in glycolysis, 197, 199
 - phosphoenolpyruvate, 190, 191, 197
- pyruvate decarboxylase reaction, 201
- pyruvic acid, 28
- *Q* •
- quality control analyst, 322
- quanine, synthesis of, 235–236
- quarternary structure of proteins, 76
- *R* •
- R and S forms for isomers, 47
- racemase, 90
- reaction quotient, 26
- reaction rate (V), 95
- reactions. *See also specific reactions*
- assay types, 94
 - enzymes, relationship to, 85, 93–94
 - oxidation-reduction reactions, 210–217
 - spontaneous, 186
 - and use of book, 2
- reactivity, molecular, 38–44
- recombinant DNA, 270–271
- redox reactions, enzymes for, 87
- reduced ubiquinone, 214
- reducing agent, 68
- reduction
- definition, 87–88
 - oxidation-reduction reactions, 210–217
 - sugars, 117
- reduction potentials, 210–212
- regulation
- enzyme, 104, 106–108
 - gene, 294–300
 - protein's role in biological, 68
- regulator, definition, 106
- release factors (RF), 293, 310
- repair methods, DNA, 266–267
- repeating units in protein backbone, 70

- replication, DNA
 current model, 264–266
 definition, 260
 DNA polymerases, 263–266
 importance of, 149–150
 introduction, 259–260
 as major DNA role, 143
 mutation, 268–269, 317
 overview, 260–263
 repair mechanisms, 266–267
 RNA, relationship to, 143, 149–150, 151, 259, 260, 282, 286
- replication fork, 265
- repressor protein, 295
- research assistant, 321
- residue, amino acid, 70
- resonance, molecular, 65
- respiratory acidosis, 29
- respiratory alkalosis, 29
- restriction enzymes, 270–271
- RF (release factors), 293, 310
- RFLP (restriction fragment length polymorphism), 275
- Rh factor in blood typing, 82
- rho factor (ρ), 284, 287
- ribitol, 118, 158
- riboflavin (vitamin B₂), 158–159
- ribonucleoside triphosphate (NTP), 192
- ribonucleotides, multiple functions of, 151
- ribose, 118, 120, 121, 146, 148, 274
- ribosomal RNA. *See* rRNA (ribosomal ribonucleic acid)
- ribosome
 in animal cell, 12
 definition, 302
 eukaryotic cell translation, 312
 function of, 14
 in plant cell, 14
 RNA functions, 151
- rickets, 166
- RNA polymerase, 263, 264, 282–283, 284–287, 288
- RNA (ribonucleic acid)
 cell function of, 14
 DNA, relationship to, 143, 149–150, 151, 259, 260, 282, 286
 functions in cell, 151
 mRNA. *See* mRNA (messenger ribonucleic acid)
 nitrogen bases in, 144
 primer, 260
 replication role, 149–150, 259, 260
 reverse-transcription, 259
 rRNA. *See* rRNA (ribosomal ribonucleic acid)
 sequencing, 273
 synthesis of, 262
 transcription of. *See* transcription, RNA
 in translation of proteins, 143, 259, 303, 304–306
 tRNA. *See* tRNA (transfer ribonucleic acid)
 types, 281
- rough endoplasmic reticulum, 13, 14
- rRNA (ribosomal ribonucleic acid)
 definition, 14
 function and numbers of, 151
 genetic code structure, 290–291
 protein synthesis role, 309–312
 transcription role, 287–288
 translation role, 301–303
- S •
- saccharides
 monosaccharide, 114–121, 226
 oligosaccharide, 111, 121–125
 polysaccharide, 111, 121, 124–125
- saccharin, 124
- salvage pathways, 245
- Sanger dideoxy DNA sequencing
 method, 273
- saponification reaction, 131
- sasparagine (asn, N), 57, 58
- saturated and unsaturated fatty acids, 226
- saturated fat, 130–131
- saturation point, enzyme, 94–95, 101
- SCID (severe combined immunodeficiency), 320
- scurvy, 171
- secondary amine, 40
- secondary structure of proteins, 71–75
- sequences, DNA, 271–276, 283
- sequencing of proteins, 76–83
- sequential displacement, 101

- serine (ser, S)
 formation of, 231, 232
 as non-essential amino acid, 229
 pK_a value, 63
 polar property of, 57, 58
 structure of, 308
- serum, blood, 78
- severe combined immunodeficiency (SCID), 320
- Shine-Delgarno sequence, 309
- short tandem repeat (STR) DNA
 analysis, 276
- sickle cell anemia, 269, 277
- size exclusion chromatography method, 77
- smooth endoplasmic reticulum, 13, 14
- soaps and detergents, 20, 128, 131
- solubility in water
 dual solubility of soap, 128
 hydrophilic compared to hydrophobic substances, 37
 lipids, relationship to, 127
 water's function in, 20
 water-soluble vitamins, 156
- solvent, water's role as, 18, 19, 20–21
- Southern, Edwin (scientist), 273
- Southern blotting, 273
- specific heat of water, 19–20
- sphingolipids, 129, 132, 134–135, 226
- sphingophospholipids, 135
- sphingosine, 134, 226, 228
- spina bifida, 162
- spliceosomes, 289
- splicing of DNA, 289
- spontaneous processes, 92, 185, 186, 187
- starch molecules, 15, 124–125
- starvation, biochemical processes in, 194, 223
- stearic acid, 194
- stereoisomers, 46, 113
- stereospecificity, 85
- steroid hormonal action, 181, 182
- steroid hormones, 139, 173, 174, 226
- STR (short tandem repeat) DNA
 analysis, 276
- strong acids, 25
- strong bases, 25
- structural gene, 283
- structures and use of book, 2
- substrate
 catalytic role, 91, 92, 93–94
 definition, 85
 phosphorylation in glycolysis, 198
- succinate, 204
- succinic acid, 28
- succinyl-CoA, 204
- sucralose, 124
- sucrose, 111, 121–123, 125
- sugars in nucleic acids, 146. *See also*
 glucose; saccharides
- sulfur (S)
 bonds with carbon, 34, 35
 in functional groups, 38, 39
 polar/nonpolar molecule role, 36
- sweat and cooling of body, 19
- sweetness, taste of, and sugars, 124
- synthesis. *See* biosynthesis
- synthetases, 87, 90–91, 306–307, 308

• T •

- Takayama test, 78
- TATA box, 283
- Tay-Sachs disease, 269, 278
- TCA (tricarboxylic acid) cycle, 202–209
- technical writer, 322
- Teichman test, 78
- telomerase, 266
- telomeres, 266
- temperature, 18, 20, 22
- terminal amino acids, identifying, 80
- termination phase of protein synthesis, 284, 286, 310, 314
- tertiary amine, 40
- tertiary structure of proteins, 75–76
- testes, steroid hormones, 174
- testosterone, 176
- tetrahydrofolic acid, 162, 163
- thiamine pyrophosphate (TPP), 157, 201, 205, 206
- thiamine (vitamin B₁), 157–158
- thioether, 39, 44
- thiol, 39, 43, 44
- threonine (thr, T), 57, 58, 63, 229, 308
- thromboxane, 140–141
- thymine dimer, 266–267
- thymine (T), 144, 145, 268

- thyroid gland, 176
thyrotropin-releasing factor, 174, 175
thyroxine, 176, 177
tocopherol, 169
Tollen's test, 42
toxic levels of fat-soluble vitamins,
156, 166, 168
TPP (thiamine pyrophosphate), 157, 201,
205, 206
transaminase, 249
transamination, 208, 249, 254
transcription, RNA
definition, 259, 281–282
eukaryotic cells, 283, 284, 287–290
introduction, 283–284
mediating, 298–300
prokaryotic cells, 283, 284–287
RNA polymerase requirements, 282–283
transcription factor, 288
transfat, 131
transfer of atomic groups, enzymes for, 87
transferases, 87, 88
transition errors, DNA, 268
translation, protein
amino acid activation, 301, 306–308
definition, 259, 301
eukaryotic cells, 312–314
introduction, 301
protein synthesis, 308–312
purpose and function, 301–302
RNA's role in, 143, 259, 303, 304–306
transport, cell, 13, 17, 68, 137–138
transverse diffusion, 137
transversion errors, DNA, 268
tricarboxylic acid (TCA) cycle, 202–209
triglyceride (triacylglycerol), 130–131
triiodothyronine, 176, 177
tripeptide bond, 65
triphosphate ester, 44
tRNA (transfer ribonucleic acid)
definition, 14
enzymes, 306–308
function and numbers of, 151
protein synthesis role, 69, 309–312
ribosomes, 302
transcription role, 287–288
translation role, 301–302, 304–306, 312
trypsin, 86
tryptophan (trp, W), 55, 56, 63, 159, 229
turnover numbers, 100
two-messenger model hypothesis, 181
TΨC loop, 305
tyrosine (tyr, Y)
albinism, relationship to, 255
as non-essential amino acid, 229
pK_a value, 63
polar property of, 57, 58
synthesis of, 231
- U •
- ubiquinone, 213, 214
ultracentrifugation method, 77
ultrafiltration method, 77
UMP (uridylylate), 247
unicellular compared to multicellular
organisms, 11. *See also* eukaryotic cell;
prokaryotic cell
universal solvent, water as, 20
unsaturated fat, 130–131
uracil (U), 144, 145, 291
urea cycle, 250–254
uric acid, 249, 255
uridylylate (UMP), 247
UTP (uridine 5'-triphosphate), 248
- V •
- V (reaction rate), 95
vacuoles, 12, 14, 15
valine (val, V), 55, 56, 63, 229, 308
van der Waals forces, 35–36
vectors, DNA, 270–271
vesicle in animal cell, 12, 13
vision and vitamin A, 166
Vital Force theory, 33
vitamins
A, 156, 165–166
B complex, 156–165
C, 156, 170–171
D, 156, 166–168
definition, 155
E, 156, 169
introduction, 156
K, 156, 169–170

• W •

Wagenhaar test, 78
wall, cell, 11, 14, 15
water
 acids and bases, 21–29
 basic chemical properties, 18
 buffer solution, 29–31
 carbon bonding, 36–37
 fundamentals of, 17–21
 hard, 131
 intermolecular force role in, 35
 introduction, 17
 as nutrient, 155
 pH of, 24
 solubility property, 20, 37, 127, 128, 156
water-soluble vitamins, 156
wax, 130

weak acids, 25
weak bases, 25
Western blotting, 273
white blood cells, 78
Wilson's disease, 269
wobble hypothesis, 311–312
Woolf plot, 102


• X •

xeroderma pigmentosum, 266
xerophthalmia, 166


• Z •

zinc finger domains, 299
zwitterions, 29, 52–53
zymogen (proenzyme), 86

BUSINESS, CAREERS & PERSONAL FINANCE



0-7645-9847-3




0-7645-2431-3

Also available:


- ✓ Business Plans Kit For Dummies 0-7645-9794-9
- ✓ Economics For Dummies 0-7645-5726-2
- ✓ Grant Writing For Dummies 0-7645-8416-2
- ✓ Home Buying For Dummies 0-7645-5331-3
- ✓ Managing For Dummies 0-7645-1771-6
- ✓ Marketing For Dummies 0-7645-5600-2

- ✓ Personal Finance For Dummies 0-7645-2590-5*
- ✓ Resumes For Dummies 0-7645-5471-9
- ✓ Selling For Dummies 0-7645-5363-1
- ✓ Six Sigma For Dummies 0-7645-6798-5
- ✓ Small Business Kit For Dummies 0-7645-5984-2
- ✓ Starting an eBay Business For Dummies 0-7645-6924-4
- ✓ Your Dream Career For Dummies 0-7645-9795-7

HOME & BUSINESS COMPUTER BASICS



0-470-05432-8




0-471-75421-8

Also available:


- ✓ Cleaning Windows Vista For Dummies 0-471-78293-9
- ✓ Excel 2007 For Dummies 0-470-03737-7
- ✓ Mac OS X Tiger For Dummies 0-7645-7675-5
- ✓ MacBook For Dummies 0-470-04859-X
- ✓ Macs For Dummies 0-470-04849-2
- ✓ Office 2007 For Dummies 0-470-00923-3

- ✓ Outlook 2007 For Dummies 0-470-03830-6
- ✓ PCs For Dummies 0-7645-8958-X
- ✓ Salesforce.com For Dummies 0-470-04893-X
- ✓ Upgrading & Fixing Laptops For Dummies 0-7645-8959-8
- ✓ Word 2007 For Dummies 0-470-03658-3
- ✓ Quicken 2007 For Dummies 0-470-04600-7

FOOD, HOME, GARDEN, HOBBIES, MUSIC & PETS



0-7645-8404-9




0-7645-9904-6

Also available:

- ✓ Candy Making For Dummies 0-7645-9734-5
- ✓ Card Games For Dummies 0-7645-9910-0
- ✓ Crocheting For Dummies 0-7645-4151-X
- ✓ Dog Training For Dummies 0-7645-8418-9
- ✓ Healthy Carb Cookbook For Dummies 0-7645-8476-6
- ✓ Home Maintenance For Dummies 0-7645-5215-5

- ✓ Horses For Dummies 0-7645-9797-3
- ✓ Jewelry Making & Beading For Dummies 0-7645-2571-9
- ✓ Orchids For Dummies 0-7645-6759-4
- ✓ Puppies For Dummies 0-7645-5255-4
- ✓ Rock Guitar For Dummies 0-7645-5356-9
- ✓ Sewing For Dummies 0-7645-6847-7
- ✓ Singing For Dummies 0-7645-2475-5

INTERNET & DIGITAL MEDIA



0-470-04529-9



0-470-04894-8

Also available:

- ✓ Blogging For Dummies 0-471-77084-1
- ✓ Digital Photography For Dummies 0-7645-9802-3
- ✓ Digital Photography All-in-One Desk Reference For Dummies 0-470-03743-1
- ✓ Digital SLR Cameras and Photography For Dummies 0-7645-9803-1
- ✓ eBay Business All-in-One Desk Reference For Dummies 0-7645-8438-3
- ✓ HDTV For Dummies 0-470-09673-X

- ✓ Home Entertainment PCs For Dummies 0-470-05523-5
- ✓ MySpace For Dummies 0-470-09529-6
- ✓ Search Engine Optimization For Dummies 0-471-97998-8
- ✓ Skype For Dummies 0-470-04891-3
- ✓ The Internet For Dummies 0-7645-8996-2
- ✓ Wiring Your Digital Home For Dummies 0-471-91830-X


* Separate Canadian edition also available

† Separate U.K. edition also available

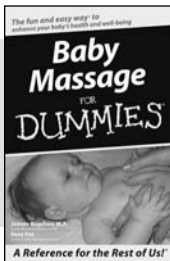
Available wherever books are sold. For more information or to order direct: U.S. customers visit www.dummies.com or call 1-877-762-2974. U.K. customers visit www.wiley.com or call 0800 243407. Canadian customers visit www.wiley.ca or call 1-800-567-4797.



SPORTS, FITNESS, PARENTING, RELIGION & SPIRITUALITY



0-471-76871-5




0-7645-7841-3


Also available:

- ✓ Catholicism For Dummies 0-7645-5391-7
- ✓ Exercise Balls For Dummies 0-7645-5623-1
- ✓ Fitness For Dummies 0-7645-7851-0
- ✓ Football For Dummies 0-7645-3936-1
- ✓ Judaism For Dummies 0-7645-5299-6
- ✓ Potty Training For Dummies 0-7645-5417-4
- ✓ Buddhism For Dummies 0-7645-5359-3
- ✓ Pregnancy For Dummies 0-7645-4483-7 †
- ✓ Ten Minute Tone-Ups For Dummies 0-7645-7207-5
- ✓ NASCAR For Dummies 0-7645-7681-X
- ✓ Religion For Dummies 0-7645-5264-3
- ✓ Soccer For Dummies 0-7645-5229-5
- ✓ Women in the Bible For Dummies 0-7645-8475-8

TRAVEL



0-7645-7749-2




0-7645-6945-7


Also available:

- ✓ Alaska For Dummies 0-7645-7746-8
- ✓ Cruise Vacations For Dummies 0-7645-6941-4
- ✓ England For Dummies 0-7645-4276-1
- ✓ Europe For Dummies 0-7645-7529-5
- ✓ Germany For Dummies 0-7645-7823-5
- ✓ Hawaii For Dummies 0-7645-7402-7
- ✓ Italy For Dummies 0-7645-7386-1
- ✓ Las Vegas For Dummies 0-7645-7382-9
- ✓ London For Dummies 0-7645-4277-X
- ✓ Paris For Dummies 0-7645-7630-5
- ✓ RV Vacations For Dummies 0-7645-4442-X
- ✓ Walt Disney World & Orlando For Dummies 0-7645-9660-8

GRAPHICS, DESIGN & WEB DEVELOPMENT



0-7645-8815-X




0-7645-9571-7


Also available:

- ✓ 3D Game Animation For Dummies 0-7645-8789-7
- ✓ AutoCAD 2006 For Dummies 0-7645-8925-3
- ✓ Building a Web Site For Dummies 0-7645-7144-3
- ✓ Creating Web Pages For Dummies 0-470-08030-2
- ✓ Creating Web Pages All-in-One Desk Reference For Dummies 0-7645-4345-8
- ✓ Dreamweaver 8 For Dummies 0-7645-9649-7
- ✓ InDesign CS2 For Dummies 0-7645-9572-5
- ✓ Macromedia Flash 8 For Dummies 0-7645-9691-8
- ✓ Photoshop CS2 and Digital Photography For Dummies 0-7645-9580-6
- ✓ Photoshop Elements 4 For Dummies 0-471-77483-9
- ✓ Syndicating Web Sites with RSS Feeds For Dummies 0-7645-8848-6
- ✓ Yahoo! SiteBuilder For Dummies 0-7645-9800-7

NETWORKING, SECURITY, PROGRAMMING & DATABASES



0-7645-7728-X



0-471-74940-0

Also available:

- ✓ Access 2007 For Dummies 0-470-04612-0
- ✓ ASP.NET 2 For Dummies 0-7645-7907-X
- ✓ C# 2005 For Dummies 0-7645-9704-3
- ✓ Hacking For Dummies 0-470-05235-X
- ✓ Hacking Wireless Networks For Dummies 0-7645-9730-2
- ✓ Java For Dummies 0-470-08716-1
- ✓ Microsoft SQL Server 2005 For Dummies 0-7645-7755-7
- ✓ Networking All-in-One Desk Reference For Dummies 0-7645-9939-9
- ✓ Preventing Identity Theft For Dummies 0-7645-7336-5
- ✓ Telecom For Dummies 0-471-77085-X
- ✓ Visual Studio 2005 All-in-One Desk Reference For Dummies 0-7645-9775-2
- ✓ XML For Dummies 0-7645-8845-1