



John McMurry

ORGANIC CHEMISTRY

7e



7e

# ORGANIC CHEMISTRY

**John McMurry**

*Cornell University*

**THOMSON**  
—★—™  
**BROOKS/COLE**

Australia • Brazil • Canada • Mexico • Singapore • Spain  
United Kingdom • United States

**THOMSON**

  
**BROOKS/COLE**

*Organic Chemistry, Seventh Edition*

John McMurry

Publisher, Physical Sciences: David Harris  
Development Editor: Sandra Kiselica  
Assistant Editor: Ellen Bitter  
Editorial Assistant: Sylvia Krick  
Technology Project Manager: Lisa Weber  
Marketing Manager: Ameer Mosley  
Marketing Communications Manager: Bryan Vann  
Project Manager, Editorial Production: Teresa L. Trego  
Creative Director: Rob Hugel  
Art Director: John Walker  
Print Buyer: Doreen Suruki  
Permissions Editor: Joohee Lee  
Production Service: Graphic World Inc.

Text Designer: tani hasegawa  
Photo Researcher: Marcy Lunetta  
Copy Editor: Graphic World Inc.  
Illustrators: ScEYence Studios, Patrick Lane;  
Graphic World Inc.  
OWL Producers: Stephen Battisti, Cindy Stein, David Hart  
(Center for Educational Software Development,  
University of Massachusetts, Amherst)  
Cover Designer: tani hasegawa  
Cover Image: Sean Duggan  
Cover Printer: Phoenix Color Corp  
Compositor: Graphic World Inc.  
Printer: RR Donnelley/Willard

COPYRIGHT © 2008, 2004 Brooks/Cole, a division of Thomson Learning, Inc. Thomson Learning™ is a trademark used herein under license.

ALL RIGHTS RESERVED. No part of this work covered by the copyright hereon may be reproduced or used in any form or by any means—graphic, electronic, or mechanical, including photocopying, recording, taping, Web distribution, information storage and retrieval systems, or in any other manner—without the written permission of the publisher.

Printed in the United States of America  
1 2 3 4 5 6 7 11 10 09 08 07 06

For more information about our products, contact us at:

**Thomson Learning Academic Resource Center**  
**1-800-423-0563**

For permission to use material from this text  
or product, submit a request online at  
<http://www.thomsonrights.com>.

Any additional questions about permissions can be  
submitted by e-mail to [thomsonrights@thomson.com](mailto:thomsonrights@thomson.com).

*ExamView*® and *ExamView Pro*® are registered trademarks of FSCreations, Inc. Windows is a registered trademark of the Microsoft Corporation used herein under license. Macintosh and Power Macintosh are registered trademarks of Apple Computer, Inc. Used herein under license.

© 2008 Thomson Learning, Inc. All Rights Reserved.  
Thomson Learning WebTutor™ is a trademark of Thomson Learning, Inc.

Library of Congress Control Number: 2006938700  
Student Edition: ISBN-10: 0-495-11258-5  
ISBN-13: 978-0-495-11258-7  
International Student Edition (not for sale in the  
United States): ISBN-10: 0-495-11628-9  
ISBN-13: 978-0-495-11628-8

**Thomson Higher Education**  
**10 Davis Drive**  
**Belmont, CA 94002-3098**  
**USA**

**Asia (including India)**  
Thomson Learning  
5 Shenton Way  
#01-01 UIC Building  
Singapore 068808

**Australia/New Zealand**  
Thomson Learning Australia  
102 Dodds Street  
Southbank, Victoria 3006  
Australia

**Canada**  
Thomson Nelson  
1120 Birchmount Road  
Toronto, Ontario M1K 5G4  
Canada

**UK/Europe/Middle East/Africa**  
Thomson Learning  
High Holborn House  
50–51 Bedford Row  
London WC1R 4LR  
United Kingdom

**Latin America**  
Thomson Learning  
Seneca, 53  
Colonia Polanco  
11560 Mexico  
D.F. Mexico

**Spain (including Portugal)**  
Thomson Paraninfo  
Calle Magallanes, 25  
28015 Madrid, Spain



# Contents in Brief

- 1 Structure and Bonding 1
- 2 Polar Covalent Bonds; Acids and Bases 35
- 3 Organic Compounds: Alkanes and Their Stereochemistry 73
- 4 Organic Compounds: Cycloalkanes and Their Stereochemistry 107
- 5 An Overview of Organic Reactions 137
- 6 Alkenes: Structure and Reactivity 172
- 7 Alkenes: Reactions and Synthesis 213
- 8 Alkynes: An Introduction to Organic Synthesis 259
- 9 Stereochemistry 289
- 10 Organohalides 332
- 11 Reactions of Alkyl Halides: Nucleophilic Substitutions and Eliminations 359
- 12 Structure Determination: Mass Spectrometry and Infrared Spectroscopy 408
- 13 Structure Determination: Nuclear Magnetic Resonance Spectroscopy 440
- 14 Conjugated Compounds and Ultraviolet Spectroscopy 482
- 15 Benzene and Aromaticity 516
- 16 Chemistry of Benzene: Electrophilic Aromatic Substitution 547
- 17 Alcohols and Phenols 599
- 18 Ethers and Epoxides; Thiols and Sulfides 652
  - > A Preview of Carbonyl Compounds 686
- 19 Aldehydes and Ketones: Nucleophilic Addition Reactions 695
- 20 Carboxylic Acids and Nitriles 751
- 21 Carboxylic Acid Derivatives: Nucleophilic Acyl Substitution Reactions 785
- 22 Carbonyl Alpha-Substitution Reactions 841
- 23 Carbonyl Condensation Reactions 877
- 24 Amines and Heterocycles 916
- 25 Biomolecules: Carbohydrates 973
- 26 Biomolecules: Amino Acids, Peptides, and Proteins 1016
- 27 Biomolecules: Lipids 1060
- 28 Biomolecules: Nucleic Acids 1100
- 29 The Organic Chemistry of Metabolic Pathways 1125
- 30 Orbitals and Organic Chemistry: Pericyclic Reactions 1178
- 31 Synthetic Polymers 1206



# Contents

## 1 Structure and Bonding 1



© Keith Lanrett/AP Photo

- 1.1 Atomic Structure: The Nucleus 3
  - 1.2 Atomic Structure: Orbitals 4
  - 1.3 Atomic Structure: Electron Configurations 6
  - 1.4 Development of Chemical Bonding Theory 7
  - 1.5 The Nature of Chemical Bonds: Valence Bond Theory 10
  - 1.6  $sp^3$  Hybrid Orbitals and the Structure of Methane 12
  - 1.7  $sp^3$  Hybrid Orbitals and the Structure of Ethane 14
  - 1.8  $sp^2$  Hybrid Orbitals and the Structure of Ethylene 15
  - 1.9  $sp$  Hybrid Orbitals and the Structure of Acetylene 17
  - 1.10 Hybridization of Nitrogen, Oxygen, Phosphorus, and Sulfur 19
  - 1.11 The Nature of Chemical Bonds: Molecular Orbital Theory 21
  - 1.12 Drawing Chemical Structures 22
- Focus On . . . Chemicals, Toxicity, and Risk 25**
- Summary and Key Words 26 ■ Visualizing Chemistry 28
  - Additional Problems 29

## 2 Polar Covalent Bonds; Acids and Bases 35



© Gustavo Gilaberr/CORBIS SABA

- 2.1 Polar Covalent Bonds: Electronegativity 35
  - 2.2 Polar Covalent Bonds: Dipole Moments 38
  - 2.3 Formal Charges 40
  - 2.4 Resonance 43
  - 2.5 Rules for Resonance Forms 44
  - 2.6 Drawing Resonance Forms 46
  - 2.7 Acids and Bases: The Brønsted–Lowry Definition 49
  - 2.8 Acid and Base Strength 50
  - 2.9 Predicting Acid–Base Reactions from  $pK_a$  Values 52
  - 2.10 Organic Acids and Organic Bases 54
  - 2.11 Acids and Bases: The Lewis Definition 57
  - 2.12 Molecular Models 61
  - 2.13 Noncovalent Interactions 61
- Focus On . . . Alkaloids: Naturally Occurring Bases 64**
- Summary and Key Words 65 ■ Visualizing Chemistry 66
  - Additional Problems 68

### 3 Organic Compounds: Alkanes and Their Stereochemistry 73



© Sascha Burkard

- 3.1 Functional Groups 73
- 3.2 Alkanes and Alkane Isomers 79
- 3.3 Alkyl Groups 83
- 3.4 Naming Alkanes 86
- 3.5 Properties of Alkanes 91
- 3.6 Conformations of Ethane 93
- 3.7 Conformations of Other Alkanes 95

#### Focus On ... Gasoline 99

- Summary and Key Words 100 ■ Visualizing Chemistry 101
- Additional Problems 102

### 4 Organic Compounds: Cycloalkanes and Their Stereochemistry 107



© Robert Reesmeier/ICRBBIS

- 4.1 Naming Cycloalkanes 108
- 4.2 Cis–Trans Isomerism in Cycloalkanes 110
- 4.3 Stability of Cycloalkanes: Ring Strain 113
- 4.4 Conformations of Cycloalkanes 115
- 4.5 Conformations of Cyclohexane 117
- 4.6 Axial and Equatorial Bonds in Cyclohexane 119
- 4.7 Conformations of Monosubstituted Cyclohexanes 122
- 4.8 Conformations of Disubstituted Cyclohexanes 124
- 4.9 Conformations of Polycyclic Molecules 128

#### Focus On ... Molecular Mechanics 130

- Summary and Key Words 131 ■ Visualizing Chemistry 132
- Additional Problems 133

### 5 An Overview of Organic Reactions 137



© BSI/Phototake

- 5.1 Kinds of Organic Reactions 137
- 5.2 How Organic Reactions Occur: Mechanisms 139
- 5.3 Radical Reactions 140
- 5.4 Polar Reactions 142
- 5.5 An Example of a Polar Reaction: Addition of HBr to Ethylene 147
- 5.6 Using Curved Arrows in Polar Reaction Mechanisms 149
- 5.7 Describing a Reaction: Equilibria, Rates, and Energy Changes 152
- 5.8 Describing a Reaction: Bond Dissociation Energies 155
- 5.9 Describing a Reaction: Energy Diagrams and Transition States 157

- 5.10 Describing a Reaction: Intermediates 160
- 5.11 A Comparison between Biological Reactions and Laboratory Reactions 162
- Focus On . . . Where Do Drugs Come From? 164**
- Summary and Key Words 165 ■ Visualizing Chemistry 166
- Additional Problems 168

## 6 Alkenes: Structure and Reactivity 172

- 6.1 Industrial Preparation and Use of Alkenes 173
- 6.2 Calculating Degree of Unsaturation 174
- 6.3 Naming Alkenes 176
- 6.4 Cis–Trans Isomerism in Alkenes 178
- 6.5 Sequence Rules: the *E,Z* Designation 180
- 6.6 Stability of Alkenes 185
- 6.7 Electrophilic Addition Reactions of Alkenes 188
- 6.8 Orientation of Electrophilic Additions: Markovnikov’s Rule 191
- 6.9 Carbocation Structure and Stability 195
- 6.10 The Hammond Postulate 197
- 6.11 Evidence for the Mechanism of Electrophilic Additions: Carbocation Rearrangements 200

### Focus On . . . Terpenes: Naturally Occurring Alkenes 202

- Summary and Key Words 204 ■ Visualizing Chemistry 205
- Additional Problems 206

## 7 Alkenes: Reactions and Synthesis 213

- 7.1 Preparation of Alkenes: A Preview of Elimination Reactions 214
- 7.2 Addition of Halogens to Alkenes 215
- 7.3 Addition of Hypohalous Acids to Alkenes: Halohydrin Formation 218
- 7.4 Addition of Water to Alkenes: Oxymercuration 220
- 7.5 Addition of Water to Alkenes: Hydroboration 223
- 7.6 Addition of Carbenes to Alkenes: Cyclopropane Synthesis 227
- 7.7 Reduction of Alkenes: Hydrogenation 229
- 7.8 Oxidation of Alkenes: Epoxidation and Hydroxylation 233
- 7.9 Oxidation of Alkenes: Cleavage to Carbonyl Compounds 236
- 7.10 Radical Additions to Alkenes: Polymers 239
- 7.11 Biological Additions of Radicals to Alkenes 243

### Focus On . . . Natural Rubber 245

- Summary and Key Words 246 ■ Summary of Reactions 247
- Visualizing Chemistry 250 ■ Additional Problems 251




© 2006 San Marcos Growers



© Mandluff/EVERETT/Corbis

## 8 Alkynes: An Introduction to Organic Synthesis 259



© Bob Sacha/Corbis

- 8.1 Naming Alkynes 259
- 8.2 Preparation of Alkynes: Elimination Reactions of Dihalides 261
- 8.3 Reactions of Alkynes: Addition of HX and X<sub>2</sub> 261
- 8.4 Hydration of Alkynes 264
- 8.5 Reduction of Alkynes 268
- 8.6 Oxidative Cleavage of Alkynes 270
- 8.7 Alkyne Acidity: Formation of Acetylide Anions 270
- 8.8 Alkylation of Acetylide Anions 272
- 8.9 An Introduction to Organic Synthesis 274

### Focus On . . . The Art of Organic Synthesis 278

- Summary and Key Words 279 ■ Summary of Reactions 280
- Visualizing Chemistry 282 ■ Additional Problems 283

## 9 Stereochemistry 289



© Heath Robbins/Photomica/Getty Images

- 9.1 Enantiomers and the Tetrahedral Carbon 290
- 9.2 The Reason for Handedness in Molecules: Chirality 291
- 9.3 Optical Activity 294
- 9.4 Pasteur's Discovery of Enantiomers 296
- 9.5 Sequence Rules for Specifying Configuration 297
- 9.6 Diastereomers 302
- 9.7 Meso Compounds 305
- 9.8 Racemic Mixtures and the Resolution of Enantiomers 307
- 9.9 A Review of Isomerism 309
- 9.10 Stereochemistry of Reactions: Addition of H<sub>2</sub>O to an Achiral Alkene 311
- 9.11 Stereochemistry of Reactions: Addition of H<sub>2</sub>O to a Chiral Alkene 312
- 9.12 Chirality at Nitrogen, Phosphorus, and Sulfur 314
- 9.13 Prochirality 315
- 9.14 Chirality in Nature and Chiral Environments 318


### Focus On . . . Chiral Drugs 320

- Summary and Key Words 322 ■ Visualizing Chemistry 323
- Additional Problems 324

## 10 Organohalides 332

- 10.1 Naming Alkyl Halides 333
- 10.2 Structure of Alkyl Halides 334
- 10.3 Preparing Alkyl Halides from Alkanes: Radical Halogenation 335





© Stuart Westmorland/Corbis

- 10.4 Preparing Alkyl Halides from Alkenes: Allylic Bromination 339
- 10.5 Stability of the Allyl Radical: Resonance Revisited 341
- 10.6 Preparing Alkyl Halides from Alcohols 344
- 10.7 Reactions of Alkyl Halides: Grignard Reagents 345
- 10.8 Organometallic Coupling Reactions 346
- 10.9 Oxidation and Reduction in Organic Chemistry 348
- Focus On . . . Naturally Occurring Organohalides 351**
- Summary and Key Words 352 ■ Summary of Reactions 353
- Visualizing Chemistry 354 ■ Additional Problems 355

## 11 Reactions of Alkyl Halides: Nucleophilic Substitutions and Eliminations 359



© Rachel Dufresne

- 11.1 The Discovery of Nucleophilic Substitution Reactions 359
- 11.2 The  $S_N2$  Reaction 362
- 11.3 Characteristics of the  $S_N2$  Reaction 365
- 11.4 The  $S_N1$  Reaction 372
- 11.5 Characteristics of the  $S_N1$  Reaction 376
- 11.6 Biological Substitution Reactions 381
- 11.7 Elimination Reactions of Alkyl Halides: Zaitsev's Rule 383
- 11.8 The E2 Reaction and the Deuterium Isotope Effect 386
- 11.9 The E2 Reaction and Cyclohexane Conformation 389
- 11.10 The E1 and E1cB Reactions 391
- 11.11 Biological Elimination Reactions 393
- 11.12 A Summary of Reactivity:  $S_N1$ ,  $S_N2$ , E1, E1cB, and E2 393

### Focus On . . . Green Chemistry 395

- Summary and Key Words 397 ■ Summary of Reactions 398
- Visualizing Chemistry 399 ■ Additional Problems 400

## 12 Structure Determination: Mass Spectrometry and Infrared Spectroscopy 408



- 12.1 Mass Spectrometry of Small Molecules: Magnetic-Sector Instruments 409
- 12.2 Interpreting Mass Spectra 411
- 12.3 Mass Spectrometry of Some Common Functional Groups 415
- 12.4 Mass Spectrometry in Biological Chemistry: Time-of-Flight (TOF) Instruments 417
- 12.5 Spectroscopy and the Electromagnetic Spectrum 418
- 12.6 Infrared Spectroscopy 422
- 12.7 Interpreting Infrared Spectra 423
- 12.8 Infrared Spectra of Some Common Functional Groups 426

**Focus On . . . Chromatography: Purifying Organic Compounds 431**

Summary and Key Words 433 ■ Visualizing Chemistry 434  
 Additional Problems 434

## 13 Structure Determination: Nuclear Magnetic Resonance Spectroscopy 440



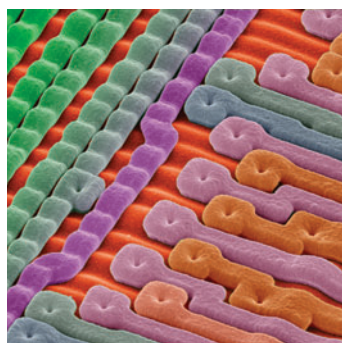
© Todd Gipestein/CORBIS

- 13.1 Nuclear Magnetic Resonance Spectroscopy 440
- 13.2 The Nature of NMR Absorptions 442
- 13.3 Chemical Shifts 445
- 13.4  $^{13}\text{C}$  NMR Spectroscopy: Signal Averaging and FT-NMR 446
- 13.5 Characteristics of  $^{13}\text{C}$  NMR Spectroscopy 448
- 13.6 DEPT  $^{13}\text{C}$  NMR Spectroscopy 451
- 13.7 Uses of  $^{13}\text{C}$  NMR Spectroscopy 453
- 13.8  $^1\text{H}$  NMR Spectroscopy and Proton Equivalence 454
- 13.9 Chemical Shifts in  $^1\text{H}$  NMR Spectroscopy 457
- 13.10 Integration of  $^1\text{H}$  NMR Absorptions: Proton Counting 459
- 13.11 Spin-Spin Splitting in  $^1\text{H}$  NMR Spectra 460
- 13.12 More Complex Spin-Spin Splitting Patterns 465
- 13.13 Uses of  $^1\text{H}$  NMR Spectroscopy 467

**Focus On . . . Magnetic Resonance Imaging (MRI) 468**

Summary and Key Words 469 ■ Visualizing Chemistry 470  
 Additional Problems 471

## 14 Conjugated Compounds and Ultraviolet Spectroscopy 482



Andrew Syred/Photo Researchers, Inc.

- 14.1 Stability of Conjugated Dienes: Molecular Orbital Theory 483
- 14.2 Electrophilic Additions to Conjugated Dienes: Allylic Carbocations 487
- 14.3 Kinetic versus Thermodynamic Control of Reactions 490
- 14.4 The Diels-Alder Cycloaddition Reaction 492
- 14.5 Characteristics of the Diels-Alder Reaction 493
- 14.6 Diene Polymers: Natural and Synthetic Rubbers 498
- 14.7 Structure Determination in Conjugated Systems: Ultraviolet Spectroscopy 500
- 14.8 Interpreting Ultraviolet Spectra: The Effect of Conjugation 502
- 14.9 Conjugation, Color, and the Chemistry of Vision 503

**Focus On . . . Photolithography 505**

Summary and Key Words 507 ■ Summary of Reactions 507  
 Visualizing Chemistry 508 ■ Additional Problems 509


## 15 Benzene and Aromaticity 516



© Doug Berry/Corbis

- 15.1 Sources and Names of Aromatic Compounds 517
- 15.2 Structure and Stability of Benzene: Molecular Orbital Theory 520
- 15.3 Aromaticity and the Hückel  $4n + 2$  Rule 523
- 15.4 Aromatic Ions 525
- 15.5 Aromatic Heterocycles: Pyridine and Pyrrole 528
- 15.6 Why  $4n + 2$ ? 530
- 15.7 Polycyclic Aromatic Compounds 531
- 15.8 Spectroscopy of Aromatic Compounds 534
- Focus On . . . Aspirin, NSAIDs, and COX-2 Inhibitors 537**
- Summary and Key Words 538 ■ Visualizing Chemistry 539
- Additional Problems 541

## 16 Chemistry of Benzene: Electrophilic Aromatic Substitution 547



© 2006, Zinsser Analytic. Used with permission.

- 16.1 Electrophilic Aromatic Substitution Reactions: Bromination 548
- 16.2 Other Aromatic Substitutions 550
- 16.3 Alkylation and Acylation of Aromatic Rings: The Friedel–Crafts Reaction 554
- 16.4 Substituent Effects in Substituted Aromatic Rings 560
- 16.5 An Explanation of Substituent Effects 564
- 16.6 Trisubstituted Benzenes: Additivity of Effects 570
- 16.7 Nucleophilic Aromatic Substitution 572
- 16.8 Benzyne 575
- 16.9 Oxidation of Aromatic Compounds 576
- 16.10 Reduction of Aromatic Compounds 579
- 16.11 Synthesis of Trisubstituted Benzenes 581
- Focus On . . . Combinatorial Chemistry 585**
- Summary and Key Words 587 ■ Summary of Reactions 588
- Visualizing Chemistry 590 ■ Additional Problems 591

## 17 Alcohols and Phenols 599



© Bettmann/Corbis

- 17.1 Naming Alcohols and Phenols 600
- 17.2 Properties of Alcohols and Phenols 602
- 17.3 Preparation of Alcohols: A Review 607
- 17.4 Alcohols from Reduction of Carbonyl Compounds 609
- 17.5 Alcohols from Reaction of Carbonyl Compounds with Grignard Reagents 613
- 17.6 Reactions of Alcohols 617
- 17.7 Oxidation of Alcohols 623
- 17.8 Protection of Alcohols 626
- 17.9 Phenols and Their Uses 628

- 17.10 Reactions of Phenols 631  
 17.11 Spectroscopy of Alcohols and Phenols 632  
**Focus On . . . Ethanol: Chemical, Drug, and Poison 636**  
 Summary and Key Words 637 ■ Summary of Reactions 638  
 Visualizing Chemistry 640 ■ Additional Problems 642

## 18 Ethers and Epoxides; Thiols and Sulfides 652



© Karl Weatherly/Getty Images

- 18.1 Names and Properties of Ethers 653  
 18.2 Synthesis of Ethers 654  
 18.3 Reactions of Ethers: Acidic Cleavage 657  
 18.4 Reactions of Ethers: Claisen Rearrangement 659  
 18.5 Cyclic Ethers: Epoxides 660  
 18.6 Reactions of Epoxides: Ring-Opening 662  
 18.7 Crown Ethers 666  
 18.8 Thiols and Sulfides 667  
 18.9 Spectroscopy of Ethers 671  
**Focus On . . . Epoxy Resins and Adhesives 673**  
 Summary and Key Words 674 ■ Summary of Reactions 675  
 Visualizing Chemistry 676 ■ Additional Problems 677

## A Preview of Carbonyl Compounds 686

- I Kinds of Carbonyl Compounds 686  
 II Nature of the Carbonyl Group 688  
 III General Reactions of Carbonyl Compounds 688  
 IV Summary 694

## 19 Aldehydes and Ketones: Nucleophilic Addition Reactions 695



© Charles O'Rear/Corbis

- 19.1 Naming Aldehydes and Ketones 696  
 19.2 Preparation of Aldehydes and Ketones 698  
 19.3 Oxidation of Aldehydes and Ketones 700  
 19.4 Nucleophilic Addition Reactions of Aldehydes and Ketones 702  
 19.5 Nucleophilic Addition of H<sub>2</sub>O: Hydration 705  
 19.6 Nucleophilic Addition of HCN: Cyanohydrin Formation 707  
 19.7 Nucleophilic Addition of Grignard and Hydride Reagents: Alcohol Formation 708  
 19.8 Nucleophilic Addition of Amines: Imine and Enamine Formation 710  
 19.9 Nucleophilic Addition of Hydrazine: The Wolff–Kishner Reaction 715  
 19.10 Nucleophilic Addition of Alcohols: Acetal Formation 717



- 19.11 Nucleophilic Addition of Phosphorus Ylides: The Wittig Reaction 720
- 19.12 Biological Reductions 723
- 19.13 Conjugate Nucleophilic Addition to  $\alpha,\beta$ -Unsaturated Aldehydes and Ketones 725
- 19.14 Spectroscopy of Aldehydes and Ketones 730
- Focus On . . . Enantioselective Synthesis 734**
- Summary and Key Words 736 ■ Summary of Reactions 736
- Visualizing Chemistry 739 ■ Additional Problems 740

## 20 Carboxylic Acids and Nitriles 751

- 20.1 Naming Carboxylic Acids and Nitriles 752
- 20.2 Structure and Properties of Carboxylic Acids 754
- 20.3 Biological Acids and the Henderson–Hasselbalch Equation 758
- 20.4 Substituent Effects on Acidity 759
- 20.5 Preparation of Carboxylic Acids 762
- 20.6 Reactions of Carboxylic Acids: An Overview 764
- 20.7 Chemistry of Nitriles 765
- 20.8 Spectroscopy of Carboxylic Acids and Nitriles 770

### Focus On . . . Vitamin C 772

- Summary and Key Words 774 ■ Summary of Reactions 775
- Visualizing Chemistry 776 ■ Additional Problems 777



## 21 Carboxylic Acid Derivatives: Nucleophilic Acyl Substitution Reactions 785

- 21.1 Naming Carboxylic Acid Derivatives 786
- 21.2 Nucleophilic Acyl Substitution Reactions 789
- 21.3 Nucleophilic Acyl Substitution Reactions of Carboxylic Acids 794
- 21.4 Chemistry of Acid Halides 800
- 21.5 Chemistry of Acid Anhydrides 806
- 21.6 Chemistry of Esters 808
- 21.7 Chemistry of Amides 813
- 21.8 Chemistry of Thioesters and Acyl Phosphates: Biological Carboxylic Acid Derivatives 816
- 21.9 Polyamides and Polyesters: Step-Growth Polymers 818
- 21.10 Spectroscopy of Carboxylic Acid Derivatives 822

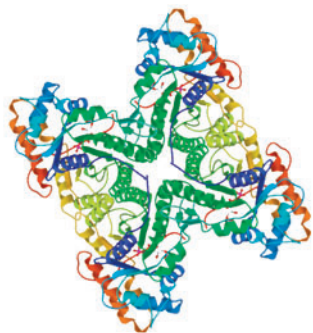
### Focus On . . . $\beta$ -Lactam Antibiotics 824

- Summary and Key Words 825 ■ Summary of Reactions 826
- Visualizing Chemistry 829 ■ Additional Problems 830



© Biophoto Associates/Photo Researchers, Inc.

## 22 Carbonyl Alpha-Substitution Reactions 841



- 22.1 Keto–Enol Tautomerism 842
- 22.2 Reactivity of Enols: The Mechanism of Alpha-Substitution Reactions 845
- 22.3 Alpha Halogenation of Aldehydes and Ketones 846
- 22.4 Alpha Bromination of Carboxylic Acids: The Hell–Volhard–Zelinskii Reaction 849
- 22.5 Acidity of Alpha Hydrogen Atoms: Enolate Ion Formation 849
- 22.6 Reactivity of Enolate Ions 853
- 22.7 Alkylation of Enolate Ions 855

### Focus On . . . X-Ray Crystallography 864

- Summary and Key Words 865 ■ Summary of Reactions 866
- Visualizing Chemistry 868 ■ Additional Problems 869

## 23 Carbonyl Condensation Reactions 877



© Erich Lessing/Art Resource, NY


- 23.1 Carbonyl Condensations: The Aldol Reaction 877
- 23.2 Carbonyl Condensations versus Alpha Substitutions 880
- 23.3 Dehydration of Aldol Products: Synthesis of Enones 882
- 23.4 Using Aldol Reactions in Synthesis 884
- 23.5 Mixed Aldol Reactions 885
- 23.6 Intramolecular Aldol Reactions 886
- 23.7 The Claisen Condensation Reaction 888
- 23.8 Mixed Claisen Condensations 890
- 23.9 Intramolecular Claisen Condensations: The Dieckmann Cyclization 892
- 23.10 Conjugate Carbonyl Additions: The Michael Reaction 894
- 23.11 Carbonyl Condensations with Enamines: The Stork Reaction 896
- 23.12 The Robinson Annulation Reaction 899
- 23.13 Some Biological Carbonyl Condensation Reactions 901

### Focus On . . . A Prologue to Metabolism 903

- Summary and Key Words 904 ■ Summary of Reactions 905
- Visualizing Chemistry 907 ■ Additional Problems 908

## 24 Amines and Heterocycles 916

- 24.1 Naming Amines 916
- 24.2 Properties of Amines 919
- 24.3 Basicity of Amines 921
- 24.4 Basicity of Substituted Arylamines 924



USFA, Dept. of Chemistry Research Center

- 24.5 Biological Amines and the Henderson–Hasselbalch Equation 925
- 24.6 Synthesis of Amines 927
- 24.7 Reactions of Amines 936
- 24.8 Reactions of Arylamines 939
- 24.9 Heterocycles 945
- 24.10 Spectroscopy of Amines 952
- Focus On . . . Green Chemistry II: Ionic Liquids 956**
- Summary and Key Words 958 ■ Summary of Reactions 959
- Visualizing Chemistry 961 ■ Additional Problems 963

## 25 Biomolecules: Carbohydrates 973



© Lawrence Worcester/Getty Images

- 25.1 Classification of Carbohydrates 974
- 25.2 Depicting Carbohydrate Stereochemistry: Fischer Projections 975
- 25.3 D,L Sugars 980
- 25.4 Configurations of the Aldoses 981
- 25.5 Cyclic Structures of Monosaccharides: Anomers 984
- 25.6 Reactions of Monosaccharides 987
- 25.7 The Eight Essential Monosaccharides 996
- 25.8 Disaccharides 997
- 25.9 Polysaccharides and Their Synthesis 1000
- 25.10 Some Other Important Carbohydrates 1002
- 25.11 Cell-Surface Carbohydrates and Carbohydrate Vaccines 1003
- Focus On . . . Sweetness 1005**
- Summary and Key Words 1006 ■ Summary of Reactions 1007
- Visualizing Chemistry 1008 ■ Additional Problems 1009

## 26 Biomolecules: Amino Acids, Peptides, and Proteins 1016



- 26.1 Structures of Amino Acids 1017
- 26.2 Amino Acids, the Henderson–Hasselbalch Equation, and Isoelectric Points 1022
- 26.3 Synthesis of Amino Acids 1025
- 26.4 Peptides and Proteins 1027
- 26.5 Amino Acid Analysis of Peptides 1030
- 26.6 Peptide Sequencing: The Edman Degradation 1031
- 26.7 Peptide Synthesis 1033
- 26.8 Automated Peptide Synthesis: The Merrifield Solid-Phase Method 1036
- 26.9 Protein Structure 1038
- 26.10 Enzymes and Coenzymes 1040
- 26.11 How Do Enzymes Work? Citrate Synthase 1043
- Focus On . . . The Protein Data Bank 1048**
- Summary and Key Words 1049 ■ Summary of Reactions 1050
- Visualizing Chemistry 1052 ■ Additional Problems 1053

## 27 Biomolecules: Lipids 1060




© Rob Friedman

- 27.1 Waxes, Fats, and Oils 1061
- 27.2 Soap 1064
- 27.3 Phospholipids 1066
- 27.4 Prostaglandins and Other Eicosanoids 1067
- 27.5 Terpenoids 1070
- 27.6 Steroids 1079
- 27.7 Biosynthesis of Steroids 1084

### Focus On . . . Saturated Fats, Cholesterol, and Heart Disease 1090

- Summary and Key Words 1091 ■ Visualizing Chemistry 1092
- Additional Problems 1093

## 28 Biomolecules: Nucleic Acids 1100



- 28.1 Nucleotides and Nucleic Acids 1100
- 28.2 Base Pairing in DNA: The Watson–Crick Model 1103
- 28.3 Replication of DNA 1106
- 28.4 Transcription of DNA 1107
- 28.5 Translation of RNA: Protein Biosynthesis 1109
- 28.6 DNA Sequencing 1112
- 28.7 DNA Synthesis 1114
- 28.8 The Polymerase Chain Reaction 1117

### Focus On . . . DNA Fingerprinting 1118

- Summary and Key Words 1119 ■ Visualizing Chemistry 1120
- Additional Problems 1121

## 29 The Organic Chemistry of Metabolic Pathways 1125



© Warren Morgan/Corbis

- 29.1 An Overview of Metabolism and Biochemical Energy 1126
- 29.2 Catabolism of Triacylglycerols: The Fate of Glycerol 1130
- 29.3 Catabolism of Triacylglycerols:  $\beta$ -Oxidation 1133
- 29.4 Biosynthesis of Fatty Acids 1138
- 29.5 Catabolism of Carbohydrates: Glycolysis 1143
- 29.6 Conversion of Pyruvate to Acetyl CoA 1150
- 29.7 The Citric Acid Cycle 1154
- 29.8 Carbohydrate Biosynthesis: Gluconeogenesis 1159
- 29.9 Catabolism of Proteins: Transamination 1165
- 29.10 Some Conclusions about Biological Chemistry 1169

### Focus On . . . Basal Metabolism 1169

- Summary and Key Words 1170 ■ Visualizing Chemistry 1171
- Additional Problems 1172



## 30 Orbitals and Organic Chemistry: Pericyclic Reactions 1178

- 30.1 Molecular Orbitals and Pericyclic Reactions of Conjugated Pi Systems 1178
- 30.2 Electrocyclic Reactions 1181
- 30.3 Stereochemistry of Thermal Electrocyclic Reactions 1183
- 30.4 Photochemical Electrocyclic Reactions 1185
- 30.5 Cycloaddition Reactions 1186
- 30.6 Stereochemistry of Cycloadditions 1188
- 30.7 Sigmatropic Rearrangements 1191
- 30.8 Some Examples of Sigmatropic Rearrangements 1192
- 30.9 A Summary of Rules for Pericyclic Reactions 1196

### Focus On . . . Vitamin D, the Sunshine Vitamin 1197

- Summary and Key Words 1198 ■ Visualizing Chemistry 1199
- Additional Problems 1200



© Owen Franklin/Corbis

## 31 Synthetic Polymers 1206

- 31.1 Chain-Growth Polymers 1207
- 31.2 Stereochemistry of Polymerization: Ziegler–Natta Catalysts 1209
- 31.3 Copolymers 1210
- 31.4 Step-Growth Polymers 1212
- 31.5 Polymer Structure and Physical Properties 1215

### Focus On . . . Biodegradable Polymers 1218

- Summary and Key Words 1220 ■ Visualizing Chemistry 1221
- Additional Problems 1221



© Joy Fera

**Appendix A** Nomenclature of Polyfunctional Organic Compounds A-1

**Appendix B** Acidity Constants for Some Organic Compounds A-8

**Appendix C** Glossary A-10

**Appendix D** Answers to In-Text Problems A-30

**Index** I-1



# Preface

I love to write. I get real pleasure from taking a complicated subject, turning it around until I see it clearly, and then explaining it in simple words. I write to explain chemistry to students today the way I wish it had been explained to me years ago.

The enthusiastic response to the six previous editions has been very gratifying and suggests that this book has served students well. I hope you will find that this seventh edition of *Organic Chemistry* builds on the strengths of the first six and serves students even better. I have made every effort to make this new edition as effective, clear, and readable as possible; to show the beauty and logic of organic chemistry; and to make organic chemistry enjoyable to learn.

**Organization and Teaching Strategies** This seventh edition, like its predecessors, blends the traditional functional-group approach with a mechanistic approach. The primary organization is by functional group, beginning with the simple (alkenes) and progressing to the more complex. Most faculty will agree that students new to the subject and not yet versed in the subtleties of mechanism do better this way. In other words, the *what* of chemistry is generally easier to grasp than the *why*. Within this primary organization, however, I place heavy emphasis on explaining the fundamental mechanistic similarities of reactions. This emphasis is particularly evident in the chapters on carbonyl-group chemistry (Chapters 19–23), where mechanistically related reactions like the aldol and Claisen condensations are covered together. By the time students reach this material, they have seen all the common mechanisms and the value of mechanisms as an organizing principle has become more evident.

**The Lead-Off Reaction: Addition of HBr to Alkenes** Students usually attach great importance to a text's lead-off reaction because it is the first reaction they see and is discussed in such detail. I use the addition of HBr to an alkene as the lead-off to illustrate general principles of organic chemistry for several reasons: the reaction is relatively straightforward; it involves a common but important functional group; no prior knowledge of stereochemistry or kinetics is needed to understand it; and, most important, it is a *polar* reaction. As such, I believe that electrophilic addition reactions represent a much more useful and realistic introduction to functional-group chemistry than a lead-off such as radical alkane chlorination.

**Reaction Mechanisms** In the first edition of this book, I introduced an innovative format for explaining reaction mechanisms in which the reaction steps are printed vertically, with the changes taking place in each step described next to the reaction arrow. This format allows a reader to see easily what is occurring at each step without having to flip back and forth between structures and text. Each successive edition has seen an increase in the number and quality of these vertical mechanisms, which are still as fresh and useful as ever.

**Organic Synthesis** Organic synthesis is treated in this text as a teaching device to help students organize and deal with a large body of factual information—the same skill so critical in medicine. Two sections, the first in Chapter 8 (Alkynes) and the second in Chapter 16 (Chemistry of Benzene), explain the thought processes involved in working synthesis problems and emphasize the value of starting from what is known and logically working backward. In addition, *Focus On* boxes, including The Art of Organic Synthesis, Combinatorial Chemistry, and Enantioselective Synthesis, further underscore the importance and timeliness of synthesis.

**Modular Presentation** Topics are arranged in a roughly modular way. Thus, certain chapters are grouped together: simple hydrocarbons (Chapters 3–8), spectroscopy (Chapters 12–14), carbonyl-group chemistry (Chapters 19–23), and biomolecules (Chapters 25–29). I believe that this organization brings to these subjects a cohesiveness not found in other texts and allows the instructor the flexibility to teach in an order different from that presented in the book.

**Basic Learning Aids** In writing and revising this text, I consistently aim for lucid explanations and smooth transitions between paragraphs and between topics. New concepts are introduced only when they are needed, not before, and they are immediately illustrated with concrete examples. Frequent cross-references to earlier material are given, and numerous summaries are provided to draw information together, both within and at the ends of chapters. In addition, the back of this book contains a wealth of material helpful for learning organic chemistry, including a large glossary, an explanation of how to name polyfunctional organic compounds, and answers to all in-text problems. For still further aid, an accompanying *Study Guide and Solutions Manual* gives summaries of name reactions, methods for preparing functional groups, functional-group reactions, and the uses of important reagents.

## Changes and Additions for the Seventh Edition

The primary reason for preparing a new edition is to keep the book up to date, both in its scientific coverage and in its pedagogy. My overall aim is always to refine the features that made earlier editions so successful, while adding new ones.

- **The writing** has again been revised at the sentence level, streamlining the presentation, improving explanations, and updating a thousand small details. Several little-used reactions have been deleted (the alkali fusion of arenesulfonic acids to give phenols, for instance), and a few new ones have been added (the Sharpless enantioselective epoxidation of alkenes, for instance).
- Other notable **content changes** are:
  - Chapter 2, Polar Covalent Bonds; Acids and Bases**—A new Section 2.13 on non-covalent interactions has been added.
  - Chapter 3, Organic Compounds: Alkanes and Their Stereochemistry**—The chapter has been revised to focus exclusively on open-chain alkanes.
  - Chapter 4, Organic Compounds: Cycloalkanes and Their Stereochemistry**—The chapter has been revised to focus exclusively on cycloalkanes.
  - Chapter 5, An Overview of Organic Reactions**—A new Section 5.11 comparing biological reactions and laboratory reactions has been added.

**Chapter 7, Alkenes: Reactions and Synthesis**—Alkene epoxidation has been moved to Section 7.8, and Section 7.11 on the biological addition of radicals to alkenes has been substantially expanded.

**Chapter 9, Stereochemistry**—A discussion of chirality at phosphorus and sulfur has been added to Section 9.12, and a discussion of chiral environments has been added to Section 9.14.

**Chapter 11, Reactions of Alkyl Halides: Nucleophilic Substitutions and Eliminations**—A discussion of the E1cB reaction has been added to Section 11.10, and a new Section 11.11 discusses biological elimination reactions.

**Chapter 12, Structure Determination: Mass Spectrometry and Infrared Spectroscopy**—A new Section 12.4 discusses mass spectrometry of biological molecules, focusing on time-of-flight instruments and soft ionization methods such as MALDI.

**Chapter 20, Carboxylic Acids and Nitriles**—A new Section 20.3 discusses biological carboxylic acids and the Henderson–Hasselbalch equation.

**Chapter 24, Amines and Heterocycles**—This chapter now includes a discussion of heterocycles, and a new Section 24.5 on biological amines and the Henderson–Hasselbalch equation has been added.

**Chapter 25, Biomolecules: Carbohydrates**—A new Section 25.7 on the eight essential carbohydrates has been added, and numerous content revisions have been made.

**Chapter 26, Biomolecules: Amino Acids, Peptides, and Proteins**—The chapter has been updated, particularly in its coverage of solid-phase peptide synthesis.

**Chapter 27, Biomolecules: Lipids**—The chapter has been extensively revised, with increased detail on prostaglandins (Section 27.4), terpenoid biosynthesis (Section 27.5), and steroid biosynthesis, (Section 27.7).

**Chapter 28, Biomolecules: Nucleic Acids**—Coverage of heterocyclic chemistry has been moved to Chapter 24.

**Chapter 29, The Organic Chemistry of Metabolic Pathways**—The chapter has been reorganized and extensively revised, with substantially increased detail on important metabolic pathways.

**Chapter 30, Orbitals and Organic Chemistry: Pericyclic Reactions**—All the art in this chapter has been redone.

- **The order of topics** remains basically the same but has been changed to devote Chapter 3 entirely to alkanes and Chapter 4 to cycloalkanes. In addition, epoxides are now introduced in Chapter 7 on alkenes, and coverage of heterocyclic chemistry has been moved to Chapter 24.
- **The problems** within and at the end of each chapter have been reviewed, and approximately 100 new problems have been added, many of which focus on biological chemistry.
- **Focus On boxes** at the end of each chapter present interesting applications of organic chemistry relevant to the main chapter subject. Including topics from biology, industry, and day-to-day life, these applications enliven and reinforce the material presented within the chapter. The boxes have been updated, and new ones added, including Where Do Drugs Come From? (Chapter 5),



Green Chemistry (Chapter 11), X-Ray Crystallography (Chapter 22), and Green Chemistry II: Ionic Liquids (Chapter 24).

- **Biologically important molecules and mechanisms** have received particular attention in this edition. Many reactions now show biological counterparts to laboratory examples, many new problems illustrate reactions and mechanisms that occur in living organisms, and enhanced detail is given for major metabolic pathways.

### More Features

- NEW!** ■ Why do we have to learn this? I've been asked this question so many times by students that I thought that it would be appropriate to begin each chapter with the answer. The *Why This Chapter?* section is a short paragraph that appears at the end of the introduction to every chapter and tells students why the material about to be covered is important.

- NEW!** ■ Thirteen Key Ideas are highlighted in the book. These include topics pivotal to students' development in organic chemistry, such as Curved Arrows in Reaction Mechanisms (Chapter 5) and Markovnikov's Rule (Chapter 6). These Key Ideas are further reinforced in end-of-chapter problems marked with a ▲ icon. A selection of these problems are also assignable in OWL, denoted by a ■.

- Worked Examples are now titled to give students a frame of reference. Each Worked Example includes a Strategy and a worked-out Solution, and then is followed by problems for students to try on their own. This book has more than 1800 in-text and end-of-chapter problems.

- An overview chapter, *A Preview of Carbonyl Chemistry*, follows Chapter 18 and highlights the author's belief that studying organic chemistry requires both summarizing and looking ahead.

### **Organic** **KNOWLEDGE TOOLS**

- NEW!** ■ Thorough media integration with Organic Knowledge Tools: ThomsonNOW for Organic Chemistry and Organic OWL are provided to help students practice and test their knowledge of the concepts. ThomsonNOW is an online assessment program for self-study with interactive tutorials. Organic OWL is an online homework learning system. Icons throughout the book direct students to ThomsonNOW at [www.thomsonedu.com](http://www.thomsonedu.com). A fee-based access code is required for Organic OWL.

- NEW!** ■ About 15 to 20 end-of-chapter problems per chapter, denoted with a ■ icon, are assignable in the OWL online homework system. These questions are algorithmically generated, allowing students more practice.



- OWL (Online Web-based Learning) for Organic Chemistry, developed at the University of Massachusetts, Amherst; class-tested by thousands of students; and used by more than 50,000 students, provides fully class-tested questions and tutors in an easy-to-use format. OWL is also customizable and cross-platform. The OWL Online Web-based Learning system provides students with instant grading and feedback on homework problems, modeling questions, and animations to accompany this text. With parameterization, OWL for Organic Chemistry offers nearly 6000 different questions as well as MarvinSketch for viewing and drawing chemical structures.

- A number of the figures are animated in ThomsonNOW. These are designated as **Active Figures** in the figure legends.
- The Visualizing Chemistry Problems that begin the exercises at the end of each chapter offer students an opportunity to see chemistry in a different way by visualizing molecules rather than by simply interpreting structural formulas.
- Summaries and Key Word lists help students by outlining the key concepts of the chapter.
- Summaries of Reactions, at the ends of appropriate chapters, bring together the key reactions from the chapter in one complete list.

## Companions to This Text

Supporting instructor materials are available to qualified adopters. Please consult your local Thomson Brooks/Cole representative for details.

Visit [www.thomsonedu.com](http://www.thomsonedu.com) to:

- Find your local representative
- Download electronic files of text art and ancillaries
- Request a desk copy

## Ancillaries for Students

**Study Guide and Solutions Manual**, by Susan McMurry, provides answers and explanations to all in-text and end-of-chapter exercises. (0-495-11268-2)

ThomsonNOW™

**ThomsonNOW Website** To further student understanding, the text features sensible media integration through **ThomsonNOW**, a powerful online learning companion that helps students determine their unique study needs and provides them with individualized resources. This dynamic learning companion combines with the text to provide students with a seamless, integrated learning system. The access code that is required for ThomsonNOW may be included with a new copy of the text or purchased separately. Visit [www.thomsonedu.com](http://www.thomsonedu.com) to register for access (or to purchase access) to ThomsonNOW.



**OWL for Organic Chemistry**, authored by Steve Hixson and Peter Lillya of the University of Massachusetts, Amherst, and William Vining of the State University of New York at Oneonta. Class-tested by thousands of students and used by more than 50,000 students, OWL (Online Web-based Learning) provides fully class-tested content in an easy-to-use format. OWL is also customizable and cross-platform. The OWL Online Web-based Learning system provides students with instant analysis and feedback on homework problems, modeling questions, and animations to accompany this text. With parameterization, OWL for Organic Chemistry offers more than 6000 questions as well as MarvinSketch, a Java applet for viewing and drawing chemical structures.

This powerful system maximizes the students' learning experience and, at the same time, reduces faculty workload and helps facilitate instruction. OWL also uses the MDL Chime application to assist students with viewing structures of organic compounds. New to this edition are 15 to 20 end-of-chapter problems per chapter, denoted by a ■ icon, which are assignable in OWL. A fee-based access code is required for OWL.

**Pushing Electrons: A Guide for Students of Organic Chemistry**, third edition, by Daniel P. Weeks. A workbook designed to help students learn techniques of electron pushing, its programmed approach emphasizes repetition and active participation. (0-03-020693-6)

**NEW!** **Spartan Model Electronic Modeling Kit**, A set of easy-to-use builders allow for the construction and 3-D manipulation of molecules of any size or complexity—from a hydrogen atom to DNA and everything in between. This kit includes the SpartanModel software on CD-ROM, an extensive molecular database, 3-D glasses, and a *Tutorial and Users Guide* that includes a wealth of activities to help you get the most out of your course. (0-495-01793-0)

### Ancillaries for Instructors

**PowerLecture** A dual-platform digital library and presentation tool that provides art and tables from the main text in a variety of electronic formats that are easily exported into other software packages. Also contains simulations, molecular models, and QuickTime movies to supplement lectures as well as electronic files of various print supplements. Slides use the full power of Microsoft PowerPoint® and incorporate videos, animations, and other media assets from ThomsonNOW. Instructors can customize their lecture presentations by adding their own slides or by deleting or changing existing slides (0-495-11265-8). PowerLecture also includes:

- **ExamView Testing** This easy-to-use software, containing questions and problems authored specifically for the text, allows professors to create, deliver, and customize tests in minutes.
- **JoinIn on Turning Point for Organic Chemistry** Book-specific JoinIn™ content for Response Systems tailored to *Organic Chemistry* allows you to transform your classroom and assess your students' progress with instant in-class quizzes and polls. Our exclusive agreement to offer TurningPoint software lets you pose book-specific questions and display students' answers seamlessly within the Microsoft PowerPoint slides of your own lecture, in conjunction with the "clicker" hardware of your choice. Enhance how your students interact with you, your lecture, and one another. Contact your local Thomson representative to learn more.

**WebCT/NOW Integration** Instructors and students enter ThomsonNOW through their familiar Blackboard or WebCT environment without the need for a separate user name or password and can access all of the ThomsonNOW assessments and content. Contact your local Thomson representative to learn more.

**Transparency Acetates** Approximately 200 full-color transparency acetates of key text illustrations, enlarged for use in the classroom and lecture halls. (0-495-11260-7)

**Organic Chemistry Laboratory Manuals** Brooks/Cole is pleased to offer a choice of organic chemistry laboratory manuals catered to fit individual needs. Visit [www.thomsonedu.com](http://www.thomsonedu.com). Customizable laboratory manuals also can be assembled—contact your Thomson representative to learn more.

## Acknowledgments

I thank all the people who helped to shape this book and its message. At Brooks/Cole they include: David Harris, publisher; Sandra Kiselica, senior development editor; Ameer Mosley executive marketing manager; Teresa Trego, project manager; Lisa Weber; technology project manager; and Sylvia Krick, assistant editor, along with Suzanne Kastner and Gwen Gilbert at Graphic World.

I am grateful to colleagues who reviewed the manuscript for this book and participated in a survey about its approach. They include:

### Manuscript Reviewers

Arthur W. Bull, Oakland University  
 Robert Coleman, Ohio State University  
 Nicholas Drapela, Oregon State University  
 Christopher Hadad, Ohio State University  
 Eric J. Kantorowski, California Polytechnic State University  
 James J. Kiddle, Western Michigan University  
 Joseph B. Lambert, Northwestern University  
 Dominic McGrath, University of Arizona  
 Thomas A. Newton, University of Southern Maine  
 Michael Rathke, Michigan State University  
 Laren M. Tolbert, Georgia Institute of Technology

### Reviewers of Previous Editions

Wayne Ayers, East Carolina University	Kent Gates, University of Missouri-Columbia
Kevin Belfield, University of Central Florida-Orlando	Warren Gierring, Boston University
Byron Bennett, University of Las Vegas	Daniel Gregory, St. Cloud State University
Robert A. Benkeser, Purdue University	David Hart, Ohio State University
Donald E. Bergstrom, Purdue University	David Harpp, McGill University
Christine Bilicki, Pasedena City College	Norbert Hepfinger, Rensselaer Polytechnic Institute
Weston J. Borden, University of North Texas	Werner Herz, Florida State University
Steven Branz, San Jose State University	John Hogg, Texas A&M University
Larry Bray, Miami-Dade Community College	Paul Hopkins, University of Washington
James Canary, New York University	John Huffman, Clemson University
Ronald Caple, University of Minnesota-Duluth	Jack Kampmeier, University of Rochester
John Cawley, Villanova University	Thomas Katz, Columbia University
George Clemans, Bowling Green State University	Glen Kauffman, Eastern Mennonite College
Bob Coleman, Ohio State University	Andrew S. Kendle, University of North Carolina- Wilmington
Paul L. Cook, Albion College	Paul E. Klinedinst, Jr., California State University- Northridge
Douglas Dyckes, University of Colorado-Denver	Joseph Lamber, Northwestern University
Kenneth S. Feldman, Pennsylvania State University	John T. Landrum, Florida International University
Martin Feldman, Howard University	



Peter Lillya, University of  
Massachusetts  
Thomas Livinghouse, Montana State  
University  
James Long, University of Oregon  
Todd Lowary, University of Alberta  
Luis Martinez, University of Texas, El  
Paso  
Eugene A. Mash, University of Arizona  
Fred Matthews, Austin Peay State  
University  
Guy Matson, University of Central  
Florida  
Keith Mead, Mississippi State  
University  
Michael Montague-Smith, University of  
Maryland  
Andrew Morehead, East Carolina  
University  
Harry Morrison, Purdue University  
Cary Morrow, University of New  
Mexico  
Clarence Murphy, East Stroudsburg  
University  
Roger Murray, St. Joseph's University  
Oliver Muscio, Murray State University  
Ed Neeland, University of British  
Columbia  
Jacqueline Nikles, University of  
Alabama  
Mike Oglioruso, Virginia Polytechnic  
Institute and State University  
Wesley A. Pearson, St. Olaf College  
Robert Phillips, University of Georgia  
Carmelo Rizzo, Vanderbilt University  
William E. Russey, Juniata College  
Neil E. Schore, University of California-  
Davis  
Gerald Selter, California State  
University- San Jose  
Eric Simanek, Texas A&M University  
Jan Simek, California Polytechnic State  
University  
Ernest Simpson, California State  
Polytechnic University- Pomona  
Peter W. Slade, University College of  
Fraser Valley  
Gary Snyder, University of  
Massachusetts  
Ronald Starkey, University of  
Wisconsin- Green Bay  
J. William Suggs, Brown University  
Michelle Sulikowski, Vanderbilt  
University  
Douglas Taber, University of Delaware  
Dennis Taylor, University of Adelaide  
Marcus W. Thomsen, Franklin &  
Marshall College  
Walter Trahanovsky, Iowa State  
University  
Harry Ungar, Cabrillo College  
Joseph J. Villafranca, Pennsylvania  
State University  
Barbara J. Whitlock, University of  
Wisconsin-Madison  
Vera Zalkow, Kennesaw College